

**Single Swing Driveway  
Gate**

**SPECIFICATION:**

- VERTICAL FRAME : 1 1/2"x1 1/2" SQUARE TUBE
- HORIZONTAL FRAME : 1 1/2"x3/4" RECTANGULAR TUBE
- VERTICAL PICKETS : 3/4"x3/4" SQUARE TUBE
- DOG PICKETS : 1/2"x1/2" SQUARE TUBE
- DECORATION : 3/8"x3/8" SOLID BAR  
0.5"x0.2" FLAT BAR
- PLATES STEEL : 0.078" (2mm) THICKNESS

**FINISH SPECIFICATION:**

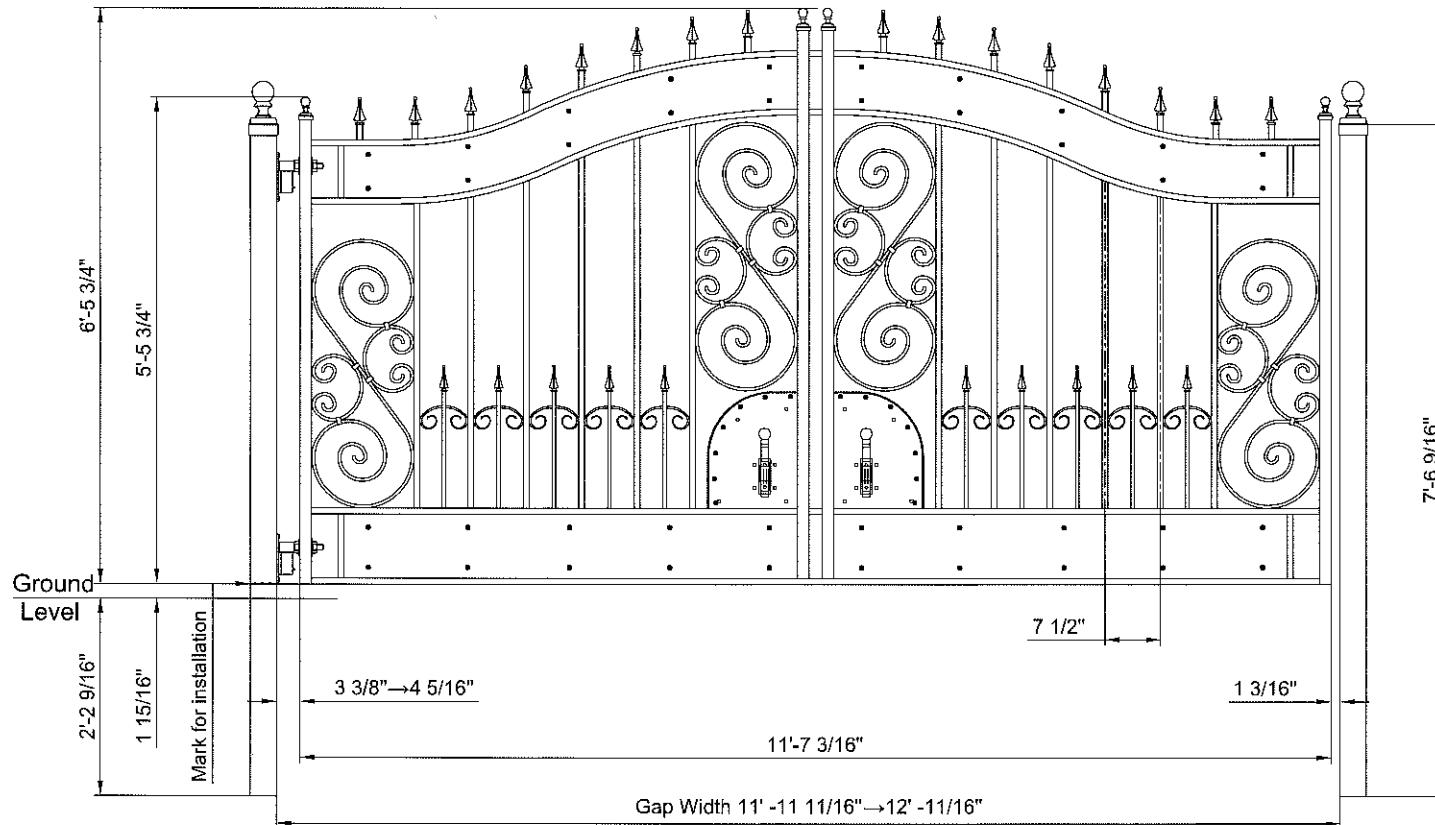
- FULLY HOT DIP GALVANIZED ASTM A123/A 123M-08 (80→120 μm THK)
- POWDER COATING : BLACK / SMOOTH / MATTE 25+-5/RAL 9005 (60→80 μm THK)

**ACCESSORIES SUPPLIES WITH SET:**

- HINGES x 1 PAIR
- BALL TOP / SPEAR HEAD x 1 SET

**ACCESSORIES ORDER SEPARATELY IF REQUIRED:**

- POST OPTION #1 - HINGE POST SET PCE : BALL TOP - 5"x5" x7'6" Long x 1  
- LATCH POST SET PCE : BALL TOP - 5"x5" x7'6" Long x 1
- POST OPTION #2 - HINGE POST SET PCE : BALL TOP - 3.5"x3.5" x7'6" Long x 1  
- LATCH POST SET PCE : BALL TOP - 3.5"x3.5" x7'6" Long x 1
- MANUALLY OPERATED KIT INCLUDES  
- LATCH x 1 SET  
- DROP BOLT x 1 SET



**GATES OF DISTINCTION**

Title : Single Swing Driveway Gate SET Style : Royale  
12' Gap Width x 6'6" High

**SPECIFICATION:**

- VERTICAL FRAME : 1 1/2"x1 1/2" SQUARE TUBE
- HORIZONTAL FRAME : 1 1/2"x3/4" RECTANGULAR TUBE
- VERTICAL PICKETS : 3/4"x3/4" SQUARE TUBE
- DOG PICKETS : 1/2"x1/2" SQUARE TUBE
- DECORATION : 3/8"x3/8" SOLID BAR  
0.5"x0.2" FLAT BAR
- PLATES STEEL : 0.078" (2mm) THICKNESS

**FINISH SPECIFICATION:**

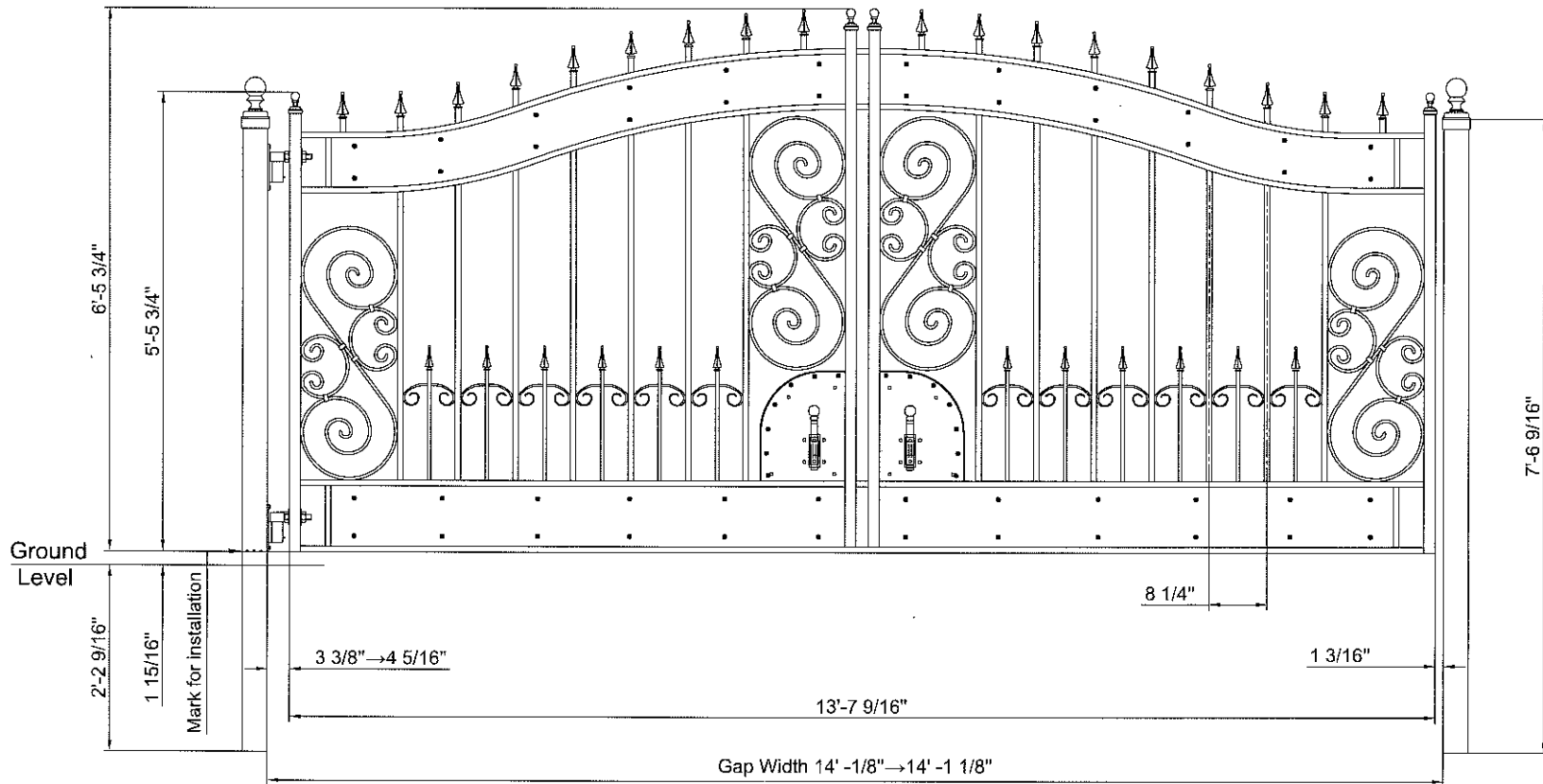
- FULLY HOT DIP GALVANIZED ASTM A123/A 123M-08 (80→120 μm THK)
- POWDER COATING : BLACK / SMOOTH / MATTE 25+5/RAL 9005 (60→80 μm THK)

**ACCESSORIES SUPPLIES WITH SET:**

- HINGES x 1 PAIR
- BALL TOP / SPEAR HEAD x 1 SET

**ACCESSORIES ORDER SEPARATELY IF REQUIRED:**

- POST OPTION #1 - HINGE POST SET PCE : BALL TOP - 5"x5" x7'6" Long x 1  
- LATCH POST SET PCE : BALL TOP - 5"x5" x7'6" Long x 1
- POST OPTION #2 - HINGE POST SET PCE : BALL TOP - 3.5"x3.5" x7'6" Long x 1  
- LATCH POST SET PCE : BALL TOP - 3.5"x3.5" x7'6" Long x 1
- MANUALLY OPERATED KIT INCLUDES
  - LATCH x 1 SET
  - DROP BOLT x 1 SET



**GATES OF DISTINCTION**

Title : Single Swing Driveway Gate SET Style : Royale  
14' Gap Width x 6'6" High

**SPECIFICATION:**

- VERTICAL FRAME : 1 1/2"x1 1/2" SQUARE TUBE
- HORIZONTAL FRAME : 1 1/2"x3/4" RECTANGULAR TUBE
- VERTICAL PICKETS : 3/4"x3/4" SQUARE TUBE
- DOG PICKETS : 1/2"x1/2" SQUARE TUBE
- DECORATION : 3/8"x3/8" SOLID BAR

**FINISH SPECIFICATION:**

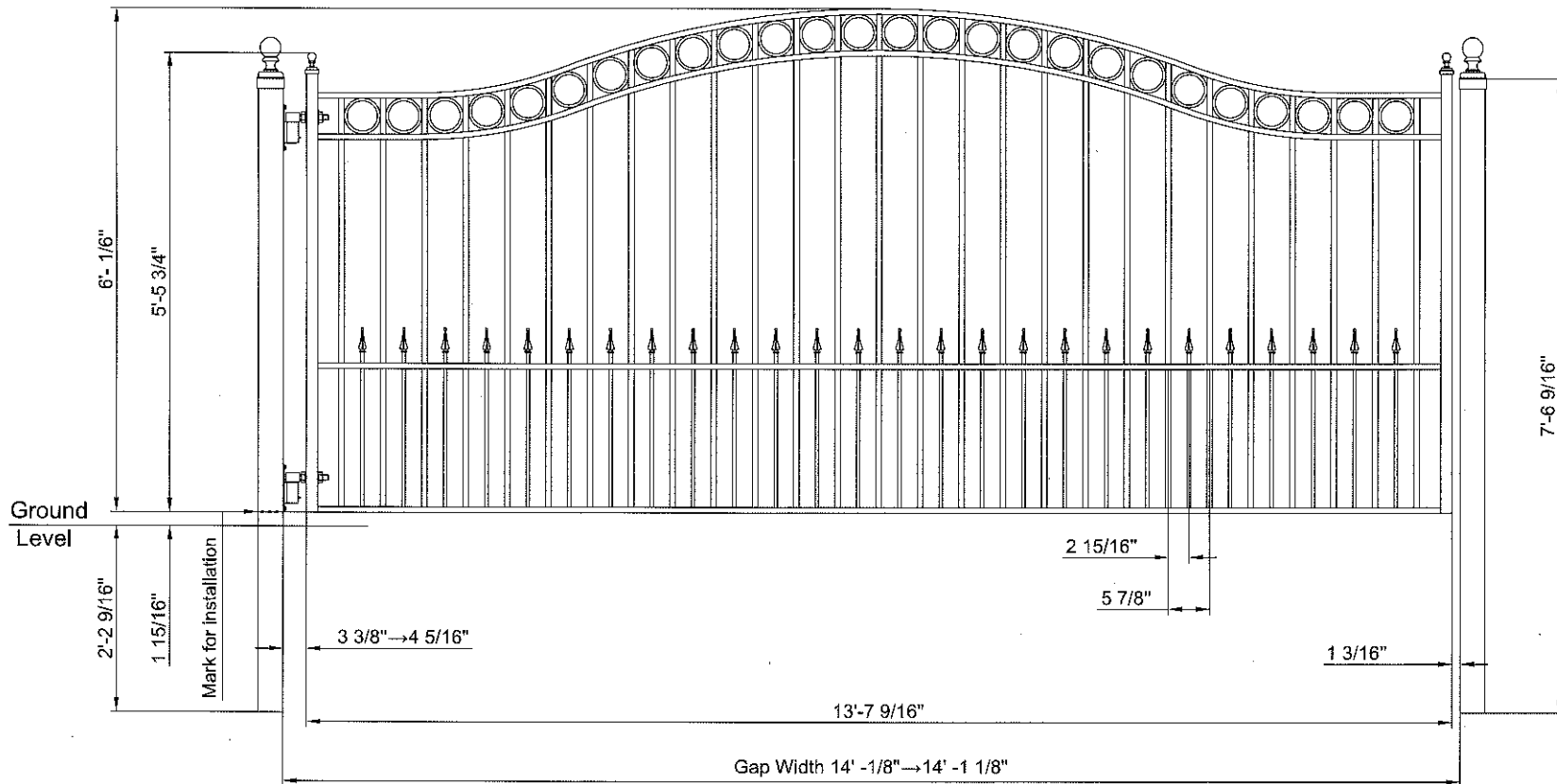
- FULLY HOT DIP GALVANIZED ASTM A123/A 123M-08 (80→120 μm THK)
- POWDER COATING : BLACK / SMOOTH / MATTE 25+-5/RAL 9005 (60→80 μm THK)

**ACCESSORIES SUPPLIES WITH SET:**

- HINGES x 1 PAIR
- BALL TOP / SPEAR HEAD x 1 SET

**ACCESSORIES ORDER SEPARATELY IF REQUIRED:**

- POST OPTION #1 - HINGE POST SET PCE : BALL TOP - 5"x5" x7'6" Long x 1  
- LATCH POST SET PCE : BALL TOP - 5"x5" x7'6" Long x 1
- POST OPTION #2 - HINGE POST SET PCE : BALL TOP - 3.5"x3.5" x7'6" Long x 1  
- LATCH POST SET PCE : BALL TOP - 3.5"x3.5" x7'6" Long x 1
- MANUALLY OPERATED KIT INCLUDES
  - LATCH x 1 SET
  - DROP BOLT x 1 SET



**GATES OF DISTINCTION**

Title : Single Swing Driveway Gate SET Style : Napa  
14' Gap Width x 6' High

**SPECIFICATION:**

- VERTICAL FRAME : 1 1/2"x1 1/2" SQUARE TUBE
- HORIZONTAL FRAME : 1 1/2"x3/4" RECTANGULAR TUBE
- VERTICAL PICKETS : 3/4"x3/4" SQUARE TUBE
- DOG PICKETS : 1/2"x1/2" SQUARE TUBE
- DECORATION : 3/8"x3/8" SOLID BAR  
0.5"x0.2" FLAT BAR
- PLATES STEEL : 0.078" (2mm) THICKNESS

**FINISH SPECIFICATION:**

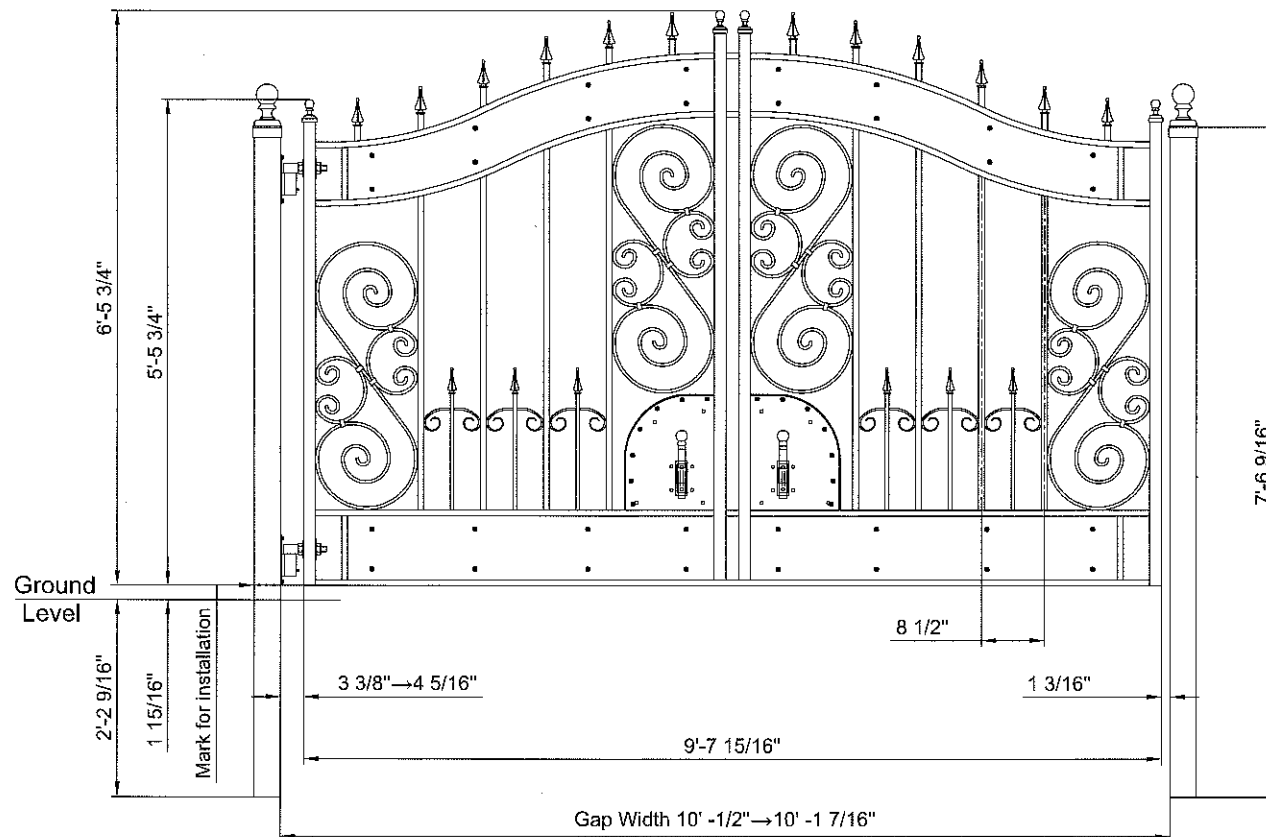
- FULLY HOT DIP GALVANIZED ASTM A123/A 123M-08 (80→120 μm THK)
- POWDER COATING : BLACK / SMOOTH / MATTE 25+-5/RAL 9005 (60→80 μm THK)

**ACCESSORIES SUPPLIES WITH SET:**

- HINGES x 1 PAIR
- BALL TOP / SPEAR HEAD x 1 SET

**ACCESSORIES ORDER SEPARATELY IF REQUIRED:**

- POST OPTION #1 - HINGE POST SET PCE : BALL TOP - 5"x5" x7'6" Long x 1  
- LATCH POST SET PCE : BALL TOP - 5"x5" x7'6" Long x 1
- POST OPTION #2 - HINGE POST SET PCE : BALL TOP - 3.5"x3.5" x7'6" Long x 1  
- LATCH POST SET PCE : BALL TOP - 3.5"x3.5" x7'6" Long x 1
- MANUALLY OPERATED KIT INCLUDES
  - LATCH x 1 SET
  - DROP BOLT x 1 SET



**GATES OF DISTINCTION**

Title : Single Swing Driveway Gate SET Style : Royale  
10' Gap Width x 6'6" High

**SPECIFICATION:**

- VERTICAL FRAME : 1 1/2"x1 1/2" SQUARE TUBE
- HORIZONTAL FRAME : 1 1/2"x3/4" RECTANGULAR TUBE
- VERTICAL PICKETS : 3/4"x3/4" SQUARE TUBE
- DOG PICKETS : 1/2"x1/2" SQUARE TUBE
- DECORATION : 3/8"x3/8" SOLID BAR

**FINISH SPECIFICATION:**

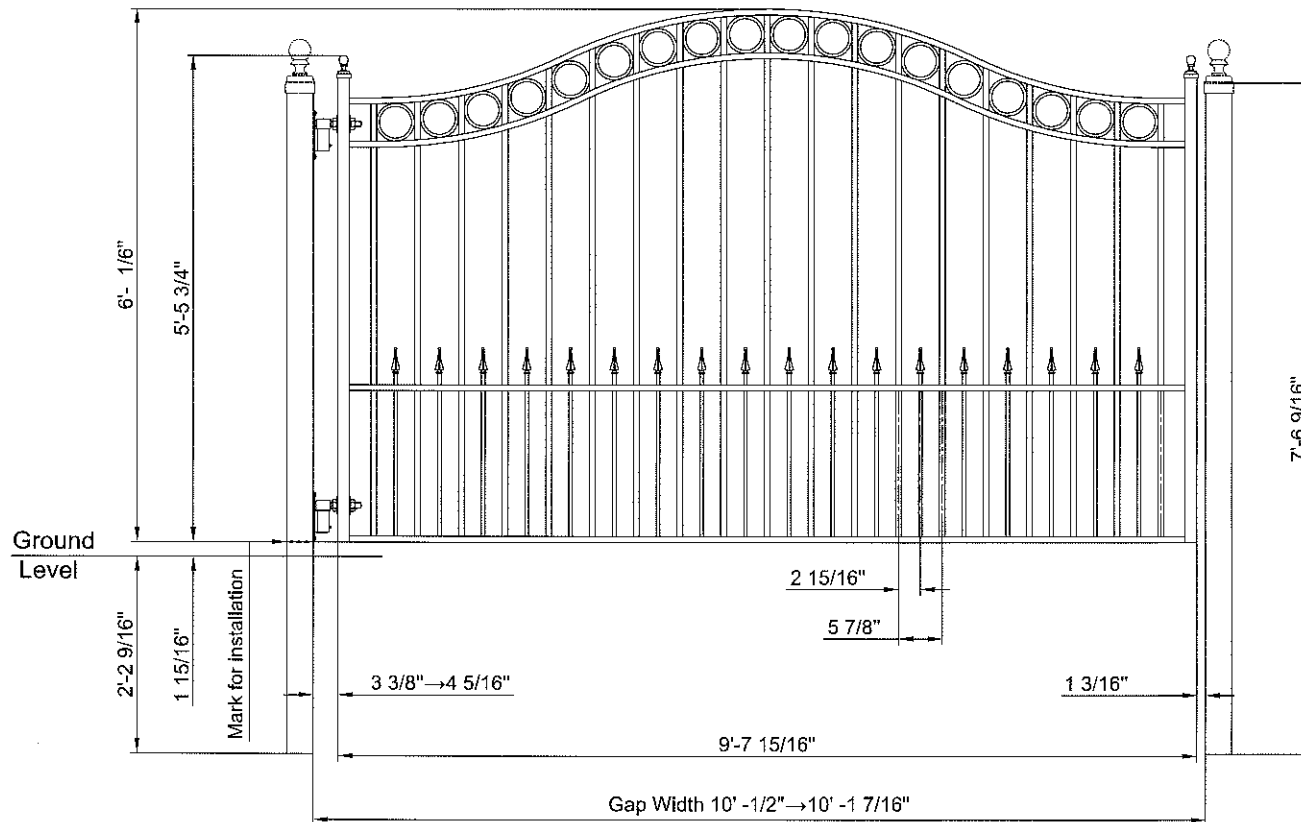
- FULLY HOT DIP GALVANIZED ASTM A123/A 123M-08 (80→120 μm THK)
- POWDER COATING : BLACK / SMOOTH / MATTE 25+5/RAL 9005 (60→80 μm THK)

**ACCESSORIES SUPPLIES WITH SET:**

- HINGES x 1 PAIR
- BALL TOP / SPEAR HEAD x 1 SET

**ACCESSORIES ORDER SEPARATELY IF REQUIRED:**

- POST OPTION #1 - HINGE POST SET PCE : BALL TOP - 5"x5" x7'6" Long x 1  
- LATCH POST SET PCE : BALL TOP - 5"x5" x7'6" Long x 1
- POST OPTION #2 - HINGE POST SET PCE : BALL TOP - 3.5"x3.5" x7'6" Long x 1  
- LATCH POST SET PCE : BALL TOP - 3.5"x3.5" x7'6" Long x 1
- MANUALLY OPERATED KIT INCLUDES
  - LATCH x 1 SET
  - DROP BOLT x 1 SET



**GATES OF DISTINCTION**

Title : Single Swing Driveway Gate SET Style : Napa  
10' Gap Width x 6' High

**SPECIFICATION:**

- VERTICAL FRAME : 1 1/2"x1 1/2" SQUARE TUBE
- HORIZONTAL FRAME : 1 1/2"x3/4" RECTANGULAR TUBE
- VERTICAL PICKETS : 3/4"x3/4" SQUARE TUBE
- DOG PICKETS : 1/2"x1/2" SQUARE TUBE
- DECORATION : 3/8"x3/8" SOLID BAR

**FINISH SPECIFICATION:**

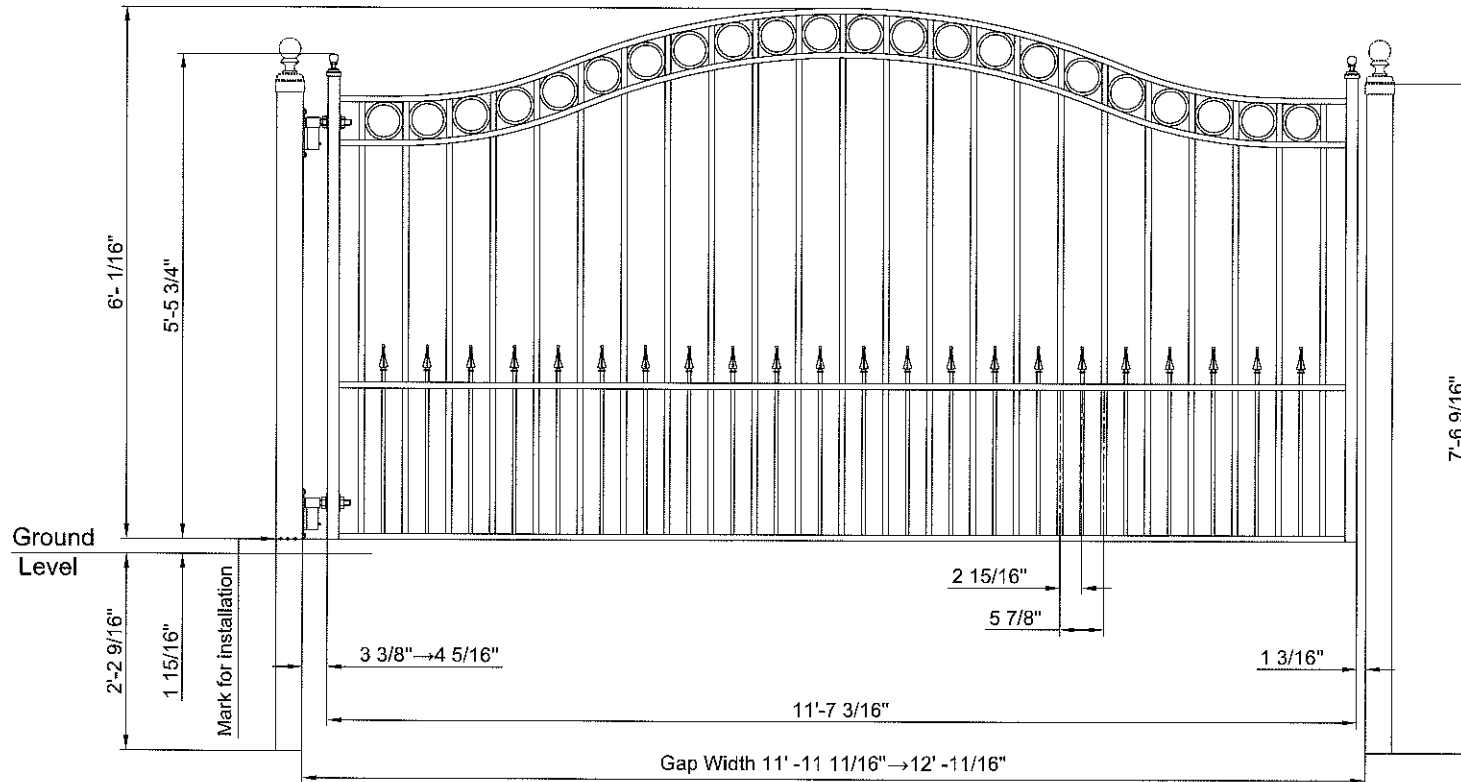
- FULLY HOT DIP GALVANIZED ASTM A123/A 123M-08 (80→120 μm THK)
- POWDER COATING : BLACK / SMOOTH / MATTE 25+/-5/RAL 9005 (60→80 μm THK)

**ACCESSORIES SUPPLIES WITH SET:**

- HINGES x 1 PAIR
- BALL TOP / SPEAR HEAD x 1 SET

**ACCESSORIES ORDER SEPARATELY IF REQUIRED:**

- POST OPTION #1 - HINGE POST SET PCE : BALL TOP - 5"x5" x7'6" Long x 1  
- LATCH POST SET PCE : BALL TOP - 5"x5" x7'6" Long x 1
- POST OPTION #2 - HINGE POST SET PCE : BALL TOP - 3.5"x3.5" x7'6" Long x 1  
- LATCH POST SET PCE : BALL TOP - 3.5"x3.5" x7'6" Long x 1
- MANUALLY OPERATED KIT INCLUDES
  - LATCH x 1 SET
  - DROP BOLT x 1 SET



**GATES OF DISTINCTION**

Title : Single Swing Driveway Gate SET Style : Napa  
12' Gap Width x 6' High

**SPECIFICATION:**

- VERTICAL FRAME : 1 1/2"x1 1/2" SQUARE TUBE
- HORIZONTAL FRAME : 1 1/2"x3/4" RECTANGULAR TUBE
- VERTICAL PICKETS : 3/4"x3/4" SQUARE TUBE

**FINISH SPECIFICATION:**


- FULLY HOT DIP GALVANIZED ASTM A123/A 123M-08 (80→120 μm THK)
- POWDER COATING : BLACK / SMOOTH / MATTE 25+-5/RAL 9005 (60→80 μm THK)

**ACCESSORIES SUPPLIES WITH SET:**

- HINGES x 1 PAIR

**ACCESSORIES ORDER SEPARATELY IF REQUIRED:**

- POST OPTION #1 - HINGE POST SET PCE : FLAT TOP - 5"x5" x7'6" Long x 1  
- LATCH POST SET PCE : FLAT TOP - 5"x5" x7'6" Long x 1
- POST OPTION #2 - HINGE POST SET PCE : FLAT TOP - 3.5"x3.5" x7'6" Long x 1  
- LATCH POST SET PCE : FLAT TOP - 3.5"x3.5" x7'6" Long x 1
- MANUALLY OPERATED KIT INCLUDES
  - LATCH x 1 SET
  - DROP BOLT x 1 SET



**GATES OF DISTINCTION**

Title : Single Swing Driveway Gate SET Style : Leighton  
12' Gap Width x 5'2" High



**SPECIFICATION:**

- VERTICAL FRAME : 1 1/2"x1 1/2" SQUARE TUBE
- HORIZONTAL FRAME : 1 1/2"x3/4" RECTANGULAR TUBE
- VERTICAL PICKETS : 3/4"x3/4" SQUARE TUBE

**FINISH SPECIFICATION:**

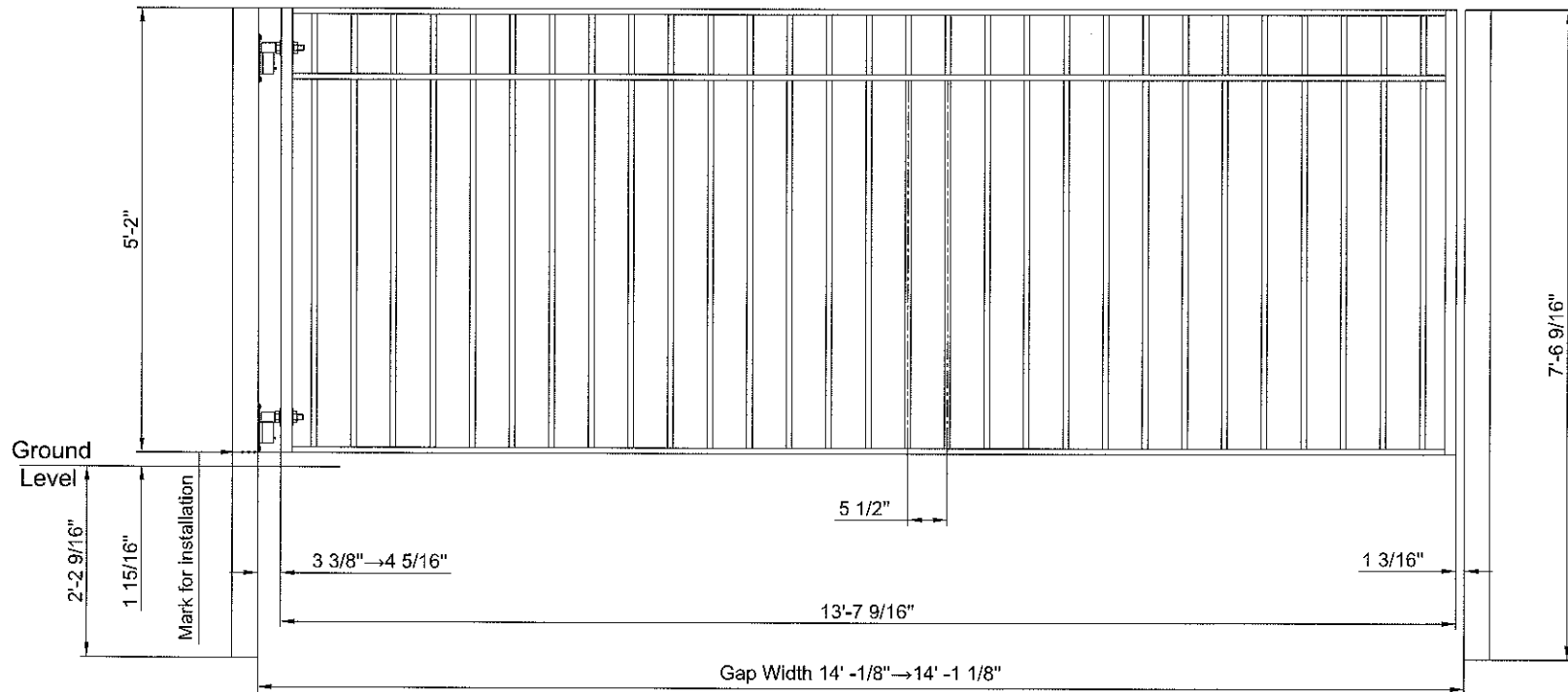
- FULLY HOT DIP GALVANIZED ASTM A123/A 123M-08 (80→120 μm THK)
- POWDER COATING : BLACK / SMOOTH / MATTE 25+-5/RAL 9005 (60→80 μm THK)

**ACCESSORIES SUPPLIES WITH SET:**

- HINGES x 1 PAIR

**ACCESSORIES ORDER SEPARATELY IF REQUIRED:**

- POST OPTION #1 - HINGE POST SET PCE : FLAT TOP - 5"x5" x7'6" Long x 1  
- LATCH POST SET PCE : FLAT TOP - 5"x5" x7'6" Long x 1
- POST OPTION #2 - HINGE POST SET PCE : FLAT TOP - 3.5"x3.5" x7'6" Long x 1  
- LATCH POST SET PCE : FLAT TOP - 3.5"x3.5" x7'6" Long x 1
- MANUALLY OPERATED KIT INCLUDES
  - LATCH x 1 SET
  - DROP BOLT x 1 SET



**GATES OF DISTINCTION**

Title : Single Swing Driveway Gate SET Style : Leighton  
14' Gap Width x 5'2" High

**SPECIFICATION:**

- VERTICAL FRAME : 1 1/2"x1 1/2" SQUARE TUBE
- HORIZONTAL FRAME : 1 1/2"x3/4" RECTANGULAR TUBE
- VERTICAL PICKETS : 3/4"x3/4" SQUARE TUBE
- DOG PICKETS : 1/2"x1/2" SQUARE TUBE
- DECORATION : 3/8"x3/8" SOLID BAR

**FINISH SPECIFICATION:**

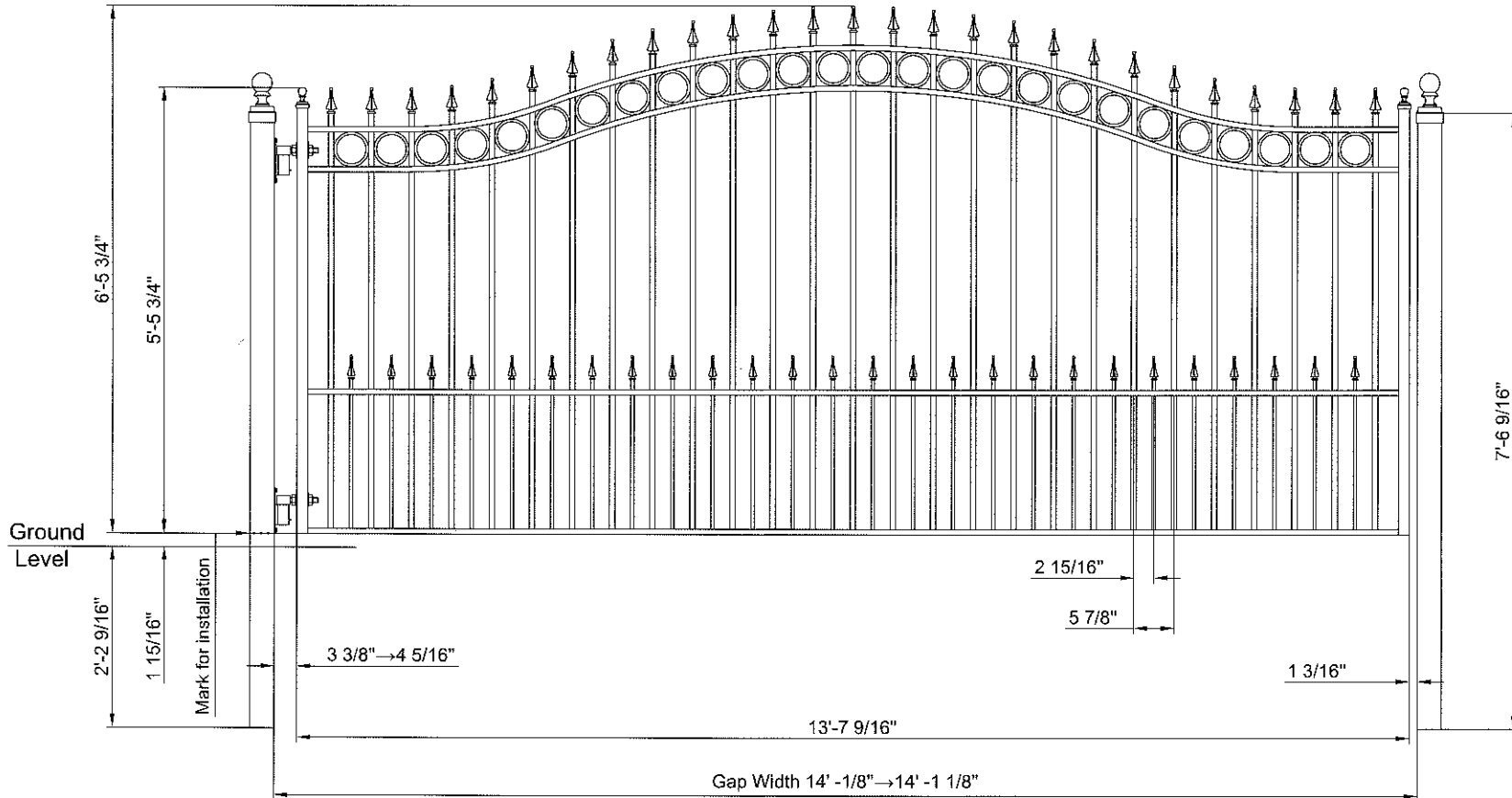
- FULLY HOT DIP GALVANIZED ASTM A123/A 123M-08 (80→120 μm THK)
- POWDER COATING : BLACK / SMOOTH / MATTE 25+-5/RAL 9005 (60→80 μm THK)

**ACCESSORIES SUPPLIES WITH SET:**

- HINGES x 1 PAIR
- BALL TOP / SPEAR HEAD x 1 SET

**ACCESSORIES ORDER SEPARATELY IF REQUIRED:**

- POST OPTION #1 - HINGE POST SET PCE : BALL TOP - 5"x5" x7'6" Long x 1  
- LATCH POST SET PCE : BALL TOP - 5"x5" x7'6" Long x 1
- POST OPTION #2 - HINGE POST SET PCE : BALL TOP - 3.5"x3.5" x7'6" Long x 1  
- LATCH POST SET PCE : BALL TOP - 3.5"x3.5" x7'6" Long x 1
- MANUALLY OPERATED KIT INCLUDES
  - LATCH x 1 SET
  - DROP BOLT x 1 SET



**GATES OF DISTINCTION**

Title : Single Swing Driveway Gate SET Style : Corona  
14' Gap Width x 6'6" High

**SPECIFICATION:**

- VERTICAL FRAME : 1 1/2"x1 1/2" SQUARE TUBE
- HORIZONTAL FRAME : 1 1/2"x3/4" RECTANGULAR TUBE
- VERTICAL PICKETS : 3/4"x3/4" SQUARE TUBE

**FINISH SPECIFICATION:**

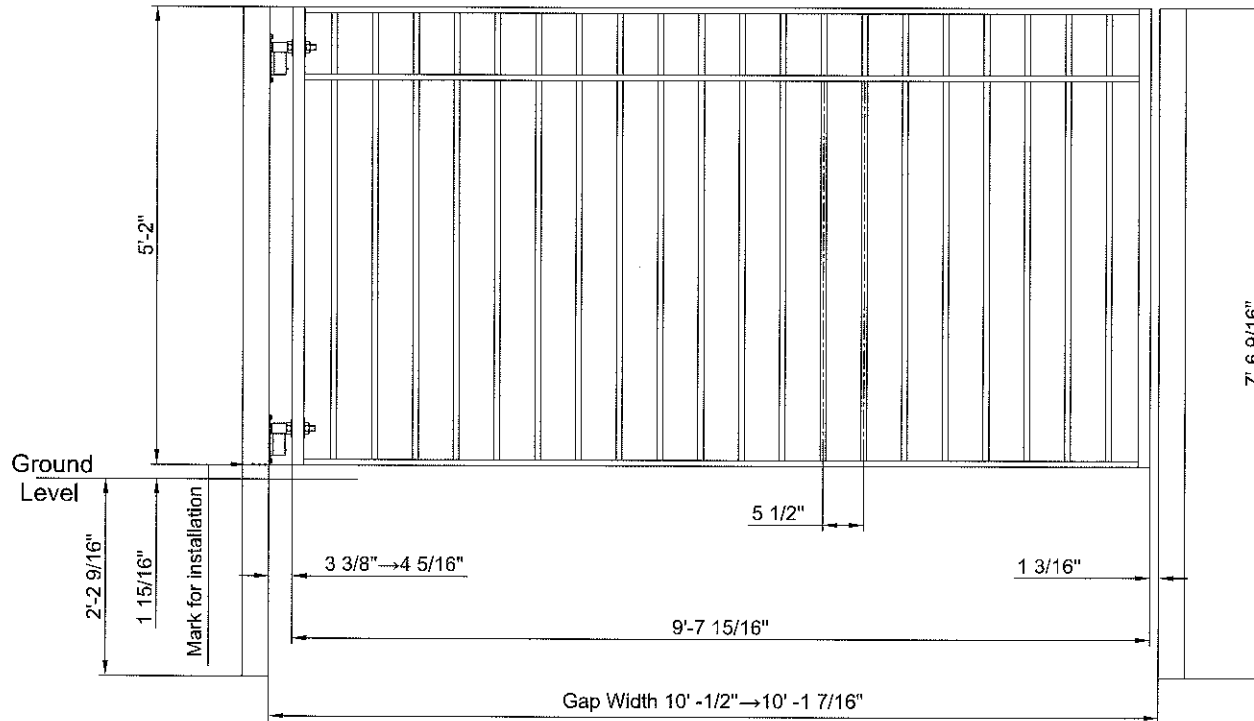
- FULLY HOT DIP GALVANIZED ASTM A123/A 123M-08 (80→120 μm THK)
- POWDER COATING : BLACK / SMOOTH / MATTE 25+-5/RAL 9005 (60→80 μm THK)

**ACCESSORIES SUPPLIES WITH SET:**

- HINGES x 1 PAIR

**ACCESSORIES ORDER SEPARATELY IF REQUIRED:**

- POST OPTION #1 - HINGE POST SET PCE : FLAT TOP - 5"x5" x7'6" Long x 1  
- LATCH POST SET PCE : FLAT TOP - 5"x5" x7'6" Long x 1
- POST OPTION #2 - HINGE POST SET PCE : FLAT TOP - 3.5"x3.5" x7'6" Long x 1  
- LATCH POST SET PCE : FLAT TOP - 3.5"x3.5" x7'6" Long x 1
- MANUALLY OPERATED KIT INCLUDES
  - LATCH x 1 SET
  - DROP BOLT x 1 SET



**GATES OF DISTINCTION**

Title : Single Swing Driveway Gate SET Style : Leighton  
10' Gap Width x 5'2" High

**SPECIFICATION:**

- VERTICAL FRAME : 1 1/2"x1 1/2" SQUARE TUBE
- HORIZONTAL FRAME : 1 1/2"x3/4" RECTANGULAR TUBE
- VERTICAL PICKETS : 3/4"x3/4" SQUARE TUBE

**FINISH SPECIFICATION:**

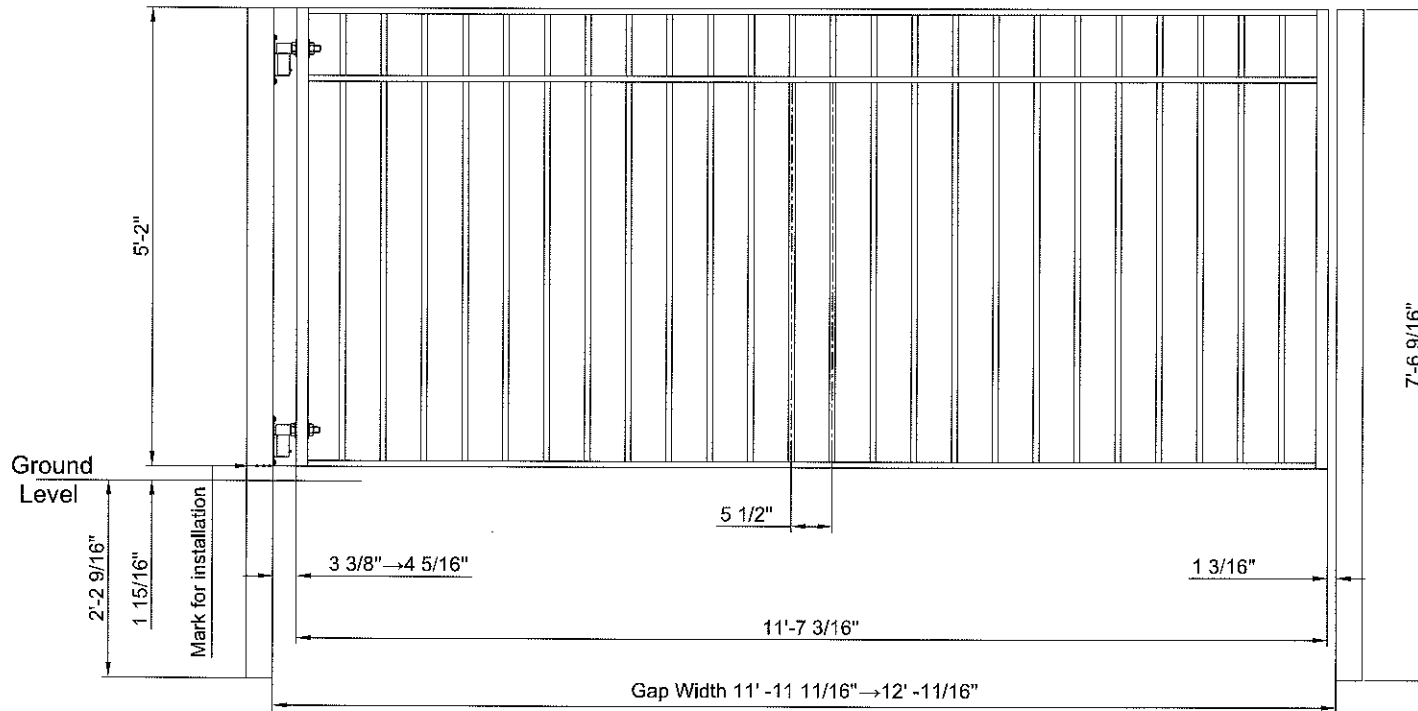
- FULLY HOT DIP GALVANIZED ASTM A123/A 123M-08 (80→120 μm THK)
- POWDER COATING : BLACK / SMOOTH / MATTE 25+-5/RAL 9005 (60→80 μm THK)

**ACCESSORIES SUPPLIES WITH SET:**

- HINGES x 1 PAIR

**ACCESSORIES ORDER SEPARATELY IF REQUIRED:**

- POST OPTION #1 - HINGE POST SET PCE : FLAT TOP - 5"x5" x7'6" Long x 1  
- LATCH POST SET PCE : FLAT TOP - 5"x5" x7'6" Long x 1
- POST OPTION #2 - HINGE POST SET PCE : FLAT TOP - 3.5"x3.5" x7'6" Long x 1  
- LATCH POST SET PCE : FLAT TOP - 3.5"x3.5" x7'6" Long x 1
- MANUALLY OPERATED KIT INCLUDES
  - LATCH x 1 SET
  - DROP BOLT x 1 SET



**GATES OF DISTINCTION**

Title : Single Swing Driveway Gate SET Style : Leighton  
12' Gap Width x 5'2" High

**SPECIFICATION:**

- VERTICAL FRAME : 1 1/2"x1 1/2" SQUARE TUBE
- HORIZONTAL FRAME : 1 1/2"x3/4" RECTANGULAR TUBE
- VERTICAL PICKETS : 3/4"x3/4" SQUARE TUBE

**FINISH SPECIFICATION:**

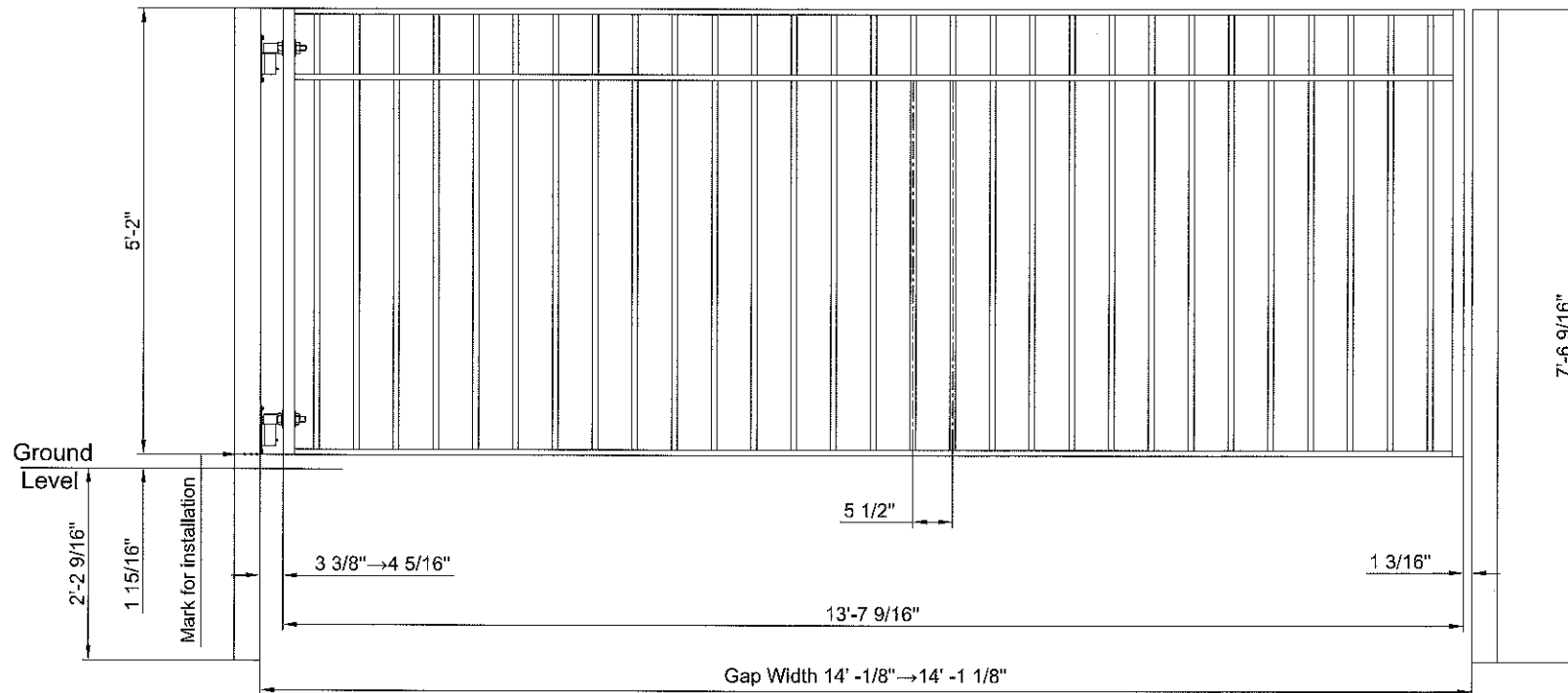
- FULLY HOT DIP GALVANIZED ASTM A123/A 123M-08 (80→120 μm THK)
- POWDER COATING : BLACK / SMOOTH / MATTE 25+/-5/RAL 9005 (60→80 μm THK)

**ACCESSORIES SUPPLIES WITH SET:**

- HINGES x 1 PAIR

**ACCESSORIES ORDER SEPARATELY IF REQUIRED:**

- POST OPTION #1 - HINGE POST SET PCE : FLAT TOP - 5"x5" x7'6" Long x 1  
- LATCH POST SET PCE : FLAT TOP - 5"x5" x7'6" Long x 1
- POST OPTION #2 - HINGE POST SET PCE : FLAT TOP - 3.5"x3.5" x7'6" Long x 1  
- LATCH POST SET PCE : FLAT TOP - 3.5"x3.5" x7'6" Long x 1
- MANUALLY OPERATED KIT INCLUDES
  - LATCH x 1 SET
  - DROP BOLT x 1 SET



**GATES OF DISTINCTION**

Title : Single Swing Driveway Gate SET Style : Leighton  
14' Gap Width x 5'2" High

**SPECIFICATION:**

- VERTICAL FRAME : 1 1/2"x1 1/2" SQUARE TUBE
- HORIZONTAL FRAME : 1 1/2"x3/4" RECTANGULAR TUBE
- VERTICAL PICKETS : 3/4"x3/4" SQUARE TUBE
- DOG PICKETS : 1/2"x1/2" SQUARE TUBE
- DECORATION : 3/8"x3/8" SOLID BAR

**FINISH SPECIFICATION:**

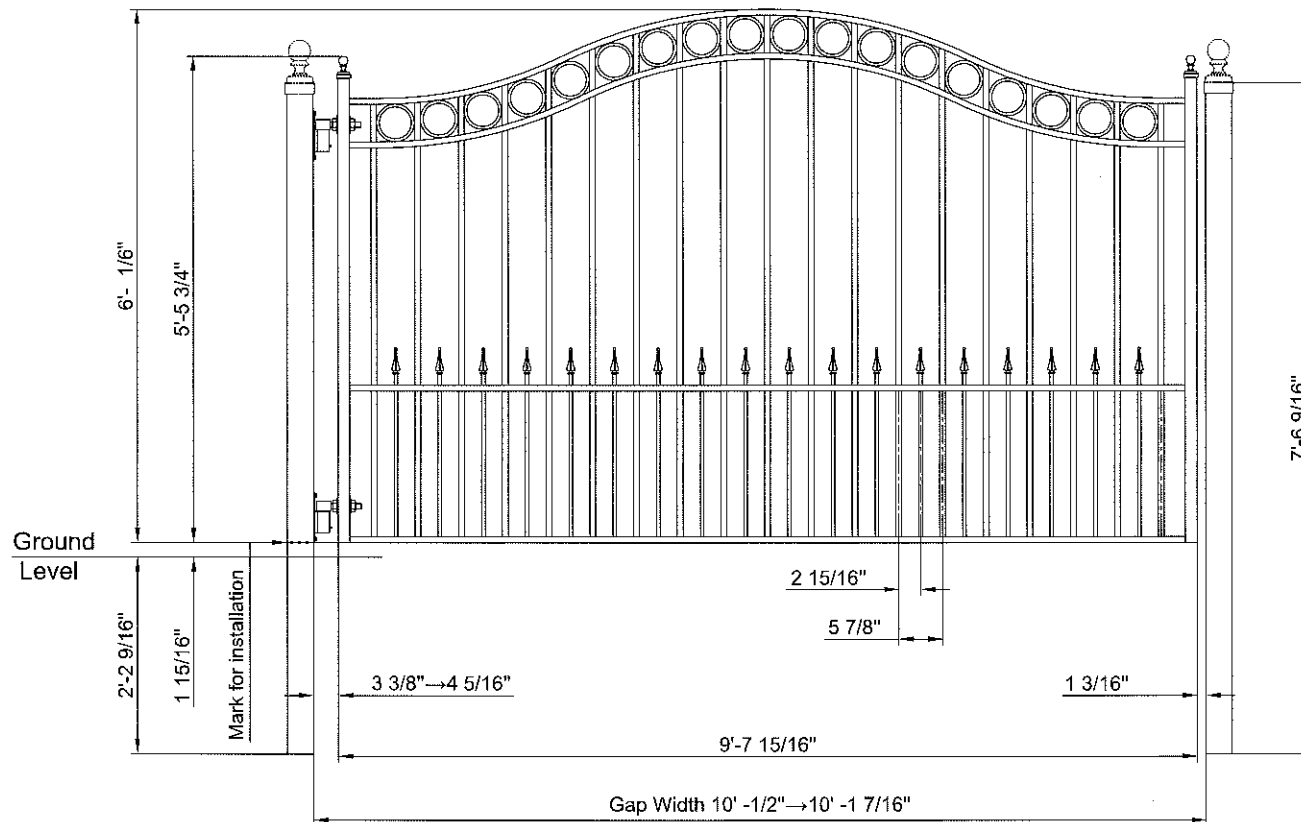
- FULLY HOT DIP GALVANIZED ASTM A123/A 123M-08 (80→120 μm THK)
- POWDER COATING : BLACK / SMOOTH / MATTE 25+-5/RAL 9005 (60→80 μm THK)

**ACCESSORIES SUPPLIES WITH SET:**

- HINGES x 1 PAIR
- BALL TOP / SPEAR HEAD x 1 SET

**ACCESSORIES ORDER SEPARATELY IF REQUIRED:**

- POST OPTION #1 - HINGE POST SET PCE : BALL TOP - 5"x5" x7'6" Long x 1  
- LATCH POST SET PCE : BALL TOP - 5"x5" x7'6" Long x 1
- POST OPTION #2 - HINGE POST SET PCE : BALL TOP - 3.5"x3.5" x7'6" Long x 1  
- LATCH POST SET PCE : BALL TOP - 3.5"x3.5" x7'6" Long x 1
- MANUALLY OPERATED KIT INCLUDES
  - LATCH x 1 SET
  - DROP BOLT x 1 SET



**GATES OF DISTINCTION**

Title : Single Swing Driveway Gate SET Style : Napa  
10' Gap Width x 6' High

**SPECIFICATION:**

- VERTICAL FRAME : 1 1/2"x1 1/2" SQUARE TUBE
- HORIZONTAL FRAME : 1 1/2"x3/4" RECTANGULAR TUBE
- VERTICAL PICKETS : 3/4"x3/4" SQUARE TUBE
- DOG PICKETS : 1/2"x1/2" SQUARE TUBE
- DECORATION : 3/8"x3/8" SOLID BAR

**FINISH SPECIFICATION:**

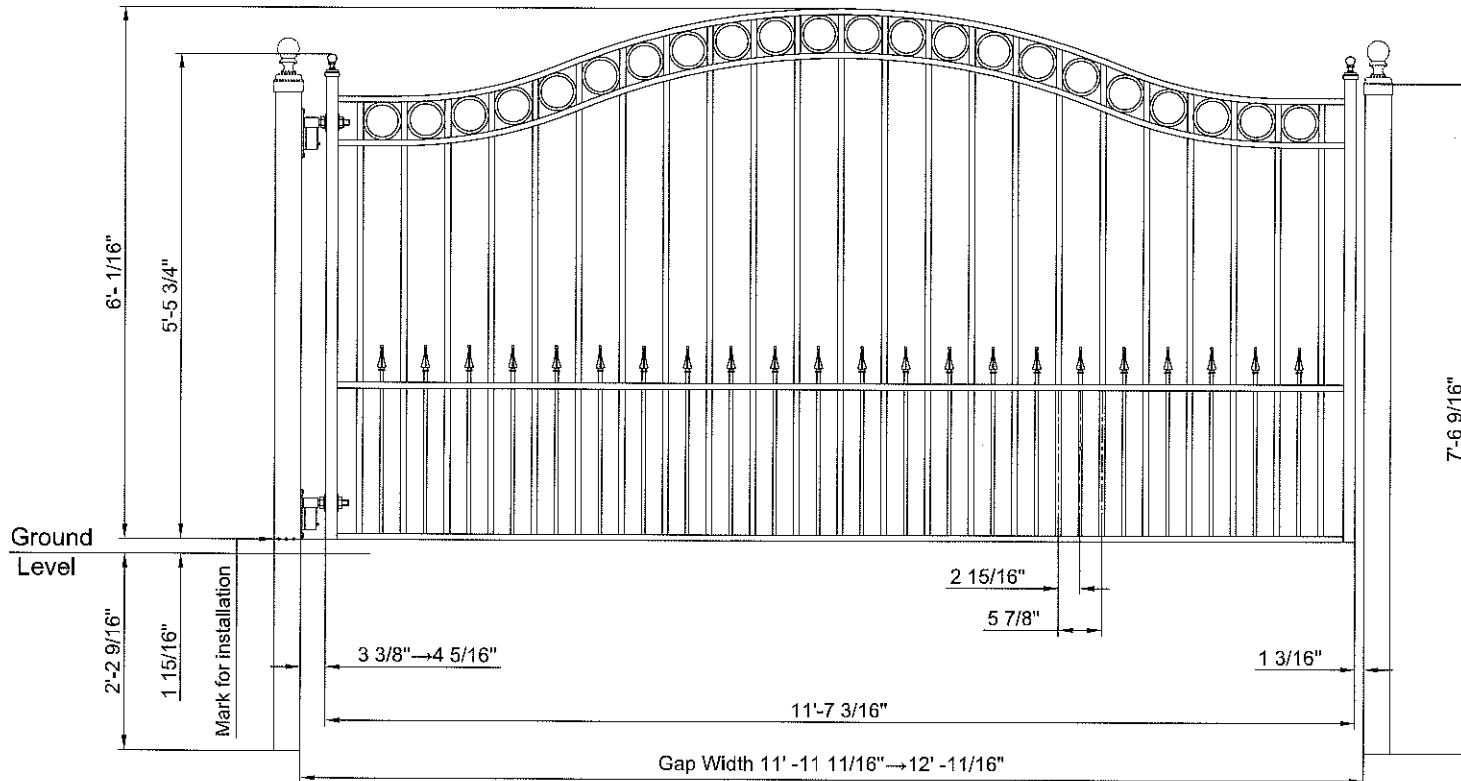
- FULLY HOT DIP GALVANIZED ASTM A123/A 123M-08 (80→120 μm THK)
- POWDER COATING : BLACK / SMOOTH / MATTE 25+ -5/RAL 9005 (60→80 μm THK)

**ACCESSORIES SUPPLIES WITH SET:**

- HINGES x 1 PAIR
- BALL TOP / SPEAR HEAD x 1 SET

**ACCESSORIES ORDER SEPARATELY IF REQUIRED:**

- POST OPTION #1 - HINGE POST SET PCE : BALL TOP - 5"x5" x7'6" Long x 1  
- LATCH POST SET PCE : BALL TOP - 5"x5" x7'6" Long x 1
- POST OPTION #2 - HINGE POST SET PCE : BALL TOP - 3.5"x3.5" x7'6" Long x 1  
- LATCH POST SET PCE : BALL TOP - 3.5"x3.5" x7'6" Long x 1
- MANUALLY OPERATED KIT INCLUDES
  - LATCH x 1 SET
  - DROP BOLT x 1 SET



**GATES OF DISTINCTION**

Title : Single Swing Driveway Gate SET Style : Napa  
12' Gap Width x 6' High

**SPECIFICATION:**

- VERTICAL FRAME : 1 1/2"x1 1/2" SQUARE TUBE
- HORIZONTAL FRAME : 1 1/2"x3/4" RECTANGULAR TUBE
- VERTICAL PICKETS : 3/4"x3/4" SQUARE TUBE
- DOG PICKETS : 1/2"x1/2" SQUARE TUBE
- DECORATION : 3/8"x3/8" SOLID BAR

**FINISH SPECIFICATION:**

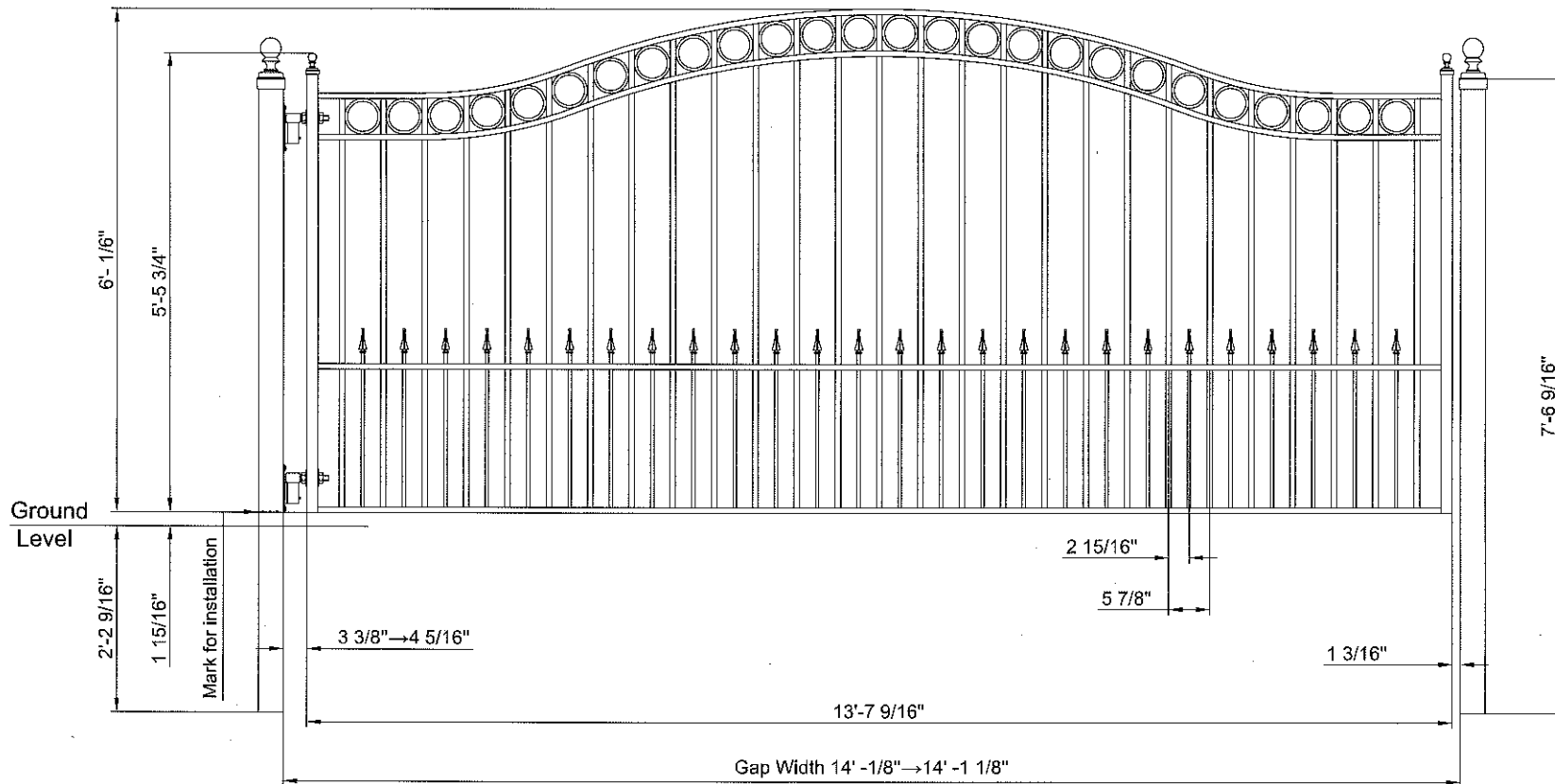
- FULLY HOT DIP GALVANIZED ASTM A123/A 123M-08 (80→120 μm THK)
- POWDER COATING : BLACK / SMOOTH / MATTE 25+-5/RAL 9005 (60→80 μm THK)

**ACCESSORIES SUPPLIES WITH SET:**

- HINGES x 1 PAIR
- BALL TOP / SPEAR HEAD x 1 SET

**ACCESSORIES ORDER SEPARATELY IF REQUIRED:**

- POST OPTION #1 - HINGE POST SET PCE : BALL TOP - 5"x5" x7'6" Long x 1  
- LATCH POST SET PCE : BALL TOP - 5"x5" x7'6" Long x 1
- POST OPTION #2 - HINGE POST SET PCE : BALL TOP - 3.5"x3.5" x7'6" Long x 1  
- LATCH POST SET PCE : BALL TOP - 3.5"x3.5" x7'6" Long x 1
- MANUALLY OPERATED KIT INCLUDES  
- LATCH x 1 SET  
- DROP BOLT x 1 SET



**GATES OF DISTINCTION**

Title : Single Swing Driveway Gate SET Style : Napa  
14' Gap Width x 6' High



**SPECIFICATION:**

- VERTICAL FRAME : 1 1/2"x1 1/2" SQUARE TUBE
- HORIZONTAL FRAME : 1 1/2"x3/4" RECTANGULAR TUBE
- VERTICAL PICKETS : 3/4"x3/4" SQUARE TUBE
- DOG PICKETS : 1/2"x1/2" SQUARE TUBE
- DECORATION : 3/8"x3/8" SOLID BAR  
0.5"x0.2" FLAT BAR
- PLATES STEEL : 0.078" (2mm) THICKNESS

**FINISH SPECIFICATION:**

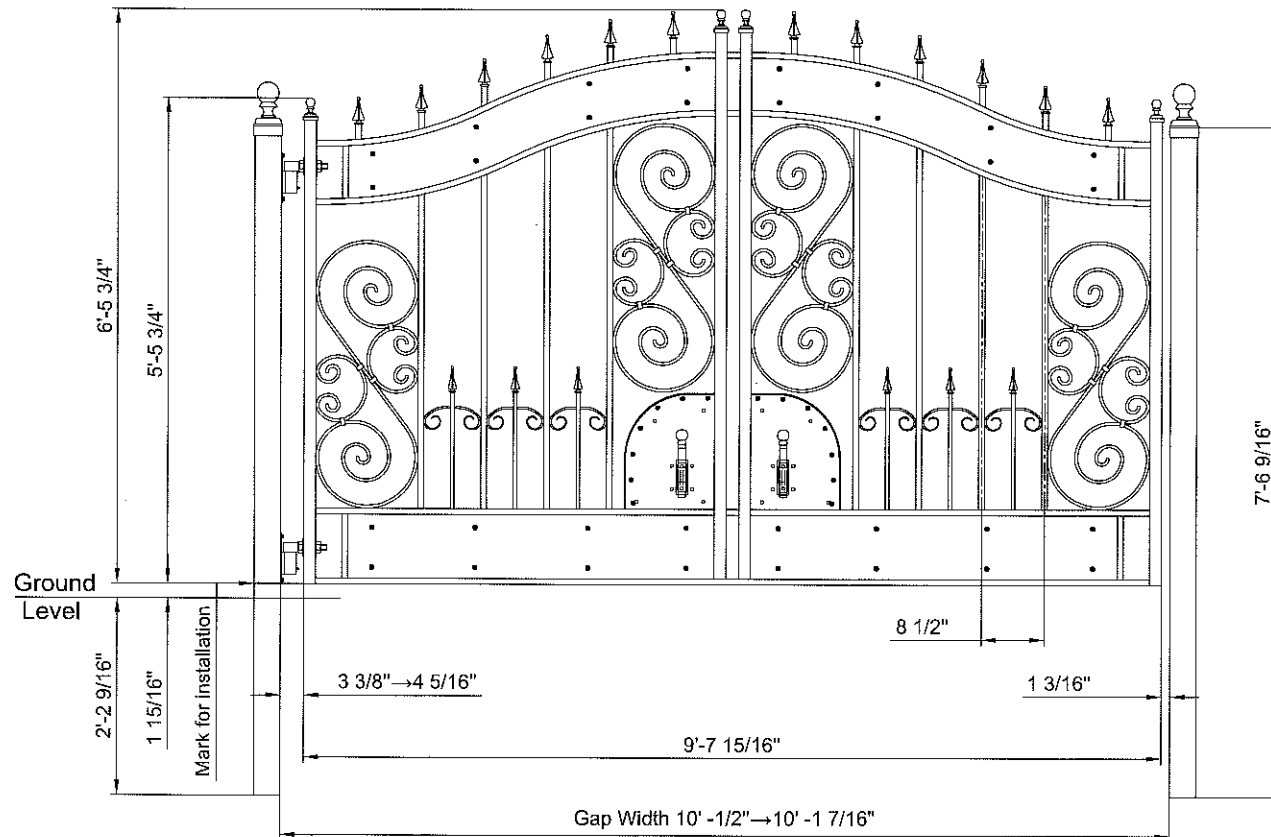
- FULLY HOT DIP GALVANIZED ASTM A123/A 123M-08 (80→120 μm THK)
- POWDER COATING : BLACK / SMOOTH / MATTE 25+5/RAL 9005 (60→80 μm THK)

**ACCESSORIES SUPPLIES WITH SET:**

- HINGES x 1 PAIR
- BALL TOP / SPEAR HEAD x 1 SET

**ACCESSORIES ORDER SEPARATELY IF REQUIRED:**

- POST OPTION #1 - HINGE POST SET PCE : BALL TOP - 5"x5" x7'6" Long x 1  
- LATCH POST SET PCE : BALL TOP - 5"x5" x7'6" Long x 1
- POST OPTION #2 - HINGE POST SET PCE : BALL TOP - 3.5"x3.5" x7'6" Long x 1  
- LATCH POST SET PCE : BALL TOP - 3.5"x3.5" x7'6" Long x 1
- MANUALLY OPERATED KIT INCLUDES  
- LATCH x 1 SET  
- DROP BOLT x 1 SET



**GATES OF DISTINCTION**

Title : Single Swing Driveway Gate SET Style : Royale  
10' Gap Width x 6'6" High

**SPECIFICATION:**

- VERTICAL FRAME : 1 1/2"x1 1/2" SQUARE TUBE
- HORIZONTAL FRAME : 1 1/2"x3/4" RECTANGULAR TUBE
- VERTICAL PICKETS : 3/4"x3/4" SQUARE TUBE
- DOG PICKETS : 1/2"x1/2" SQUARE TUBE
- DECORATION : 3/8"x3/8" SOLID BAR  
0.5"x0.2" FLAT BAR
- PLATES STEEL : 0.078" (2mm) THICKNESS

**FINISH SPECIFICATION:**

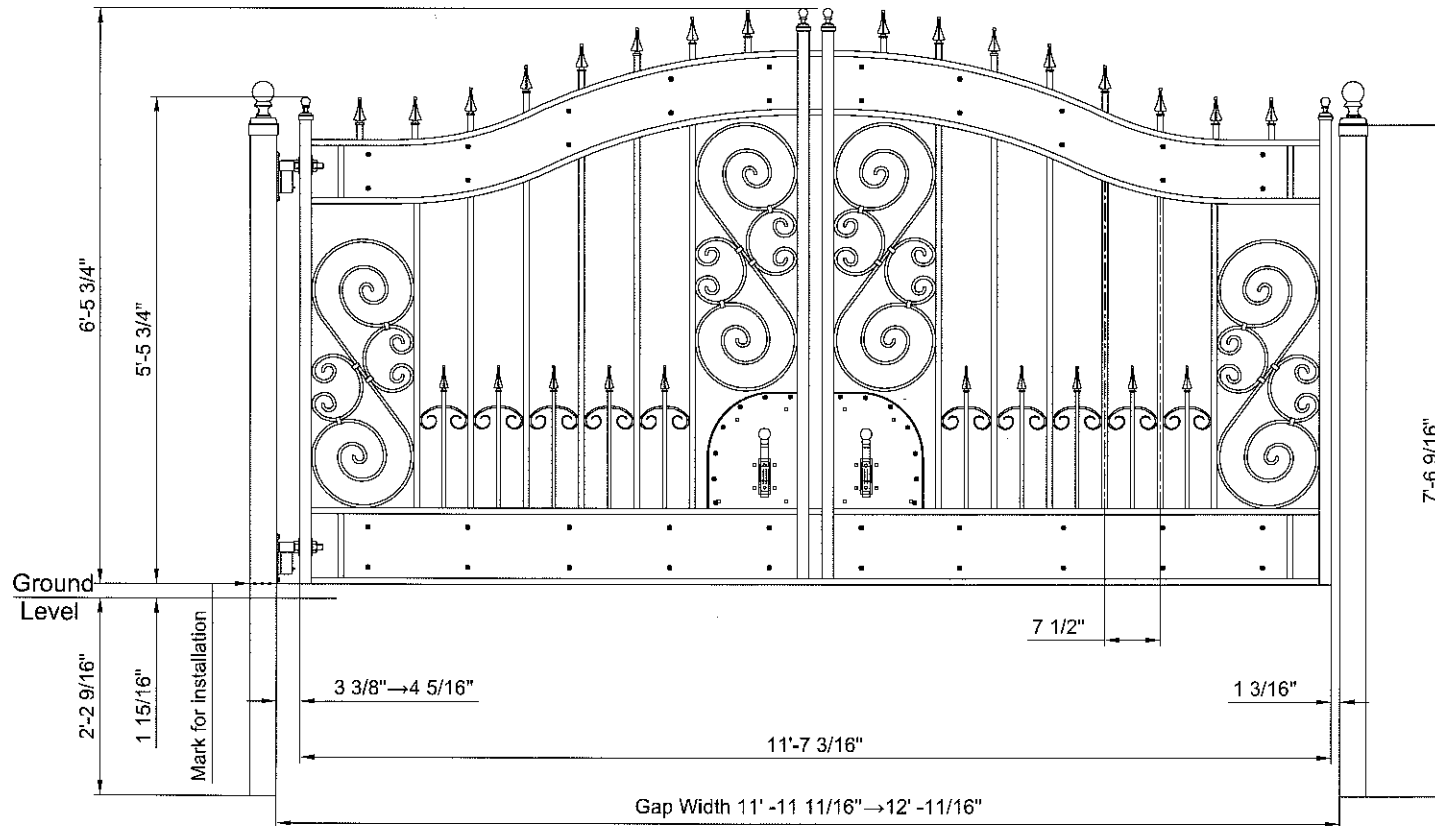
- FULLY HOT DIP GALVANIZED ASTM A123/A 123M-08 (80→120 μm THK)
- POWDER COATING : BLACK / SMOOTH / MATTE 25+-5/RAL 9005 (60→80 μm THK)

**ACCESSORIES SUPPLIES WITH SET:**

- HINGES x 1 PAIR
- BALL TOP / SPEAR HEAD x 1 SET

**ACCESSORIES ORDER SEPARATELY IF REQUIRED:**

- POST OPTION #1 - HINGE POST SET PCE : BALL TOP - 5"x5" x7'6" Long x 1  
- LATCH POST SET PCE : BALL TOP - 5"x5" x7'6" Long x 1
- POST OPTION #2 - HINGE POST SET PCE : BALL TOP - 3.5"x3.5" x7'6" Long x 1  
- LATCH POST SET PCE : BALL TOP - 3.5"x3.5" x7'6" Long x 1
- MANUALLY OPERATED KIT INCLUDES
  - LATCH x 1 SET
  - DROP BOLT x 1 SET



**GATES OF DISTINCTION**

Title : Single Swing Driveway Gate SET Style : Royale  
12' Gap Width x 6'6" High

**SPECIFICATION:**

- VERTICAL FRAME : 1 1/2"x1 1/2" SQUARE TUBE
- HORIZONTAL FRAME : 1 1/2"x3/4" RECTANGULAR TUBE
- VERTICAL PICKETS : 3/4"x3/4" SQUARE TUBE
- DOG PICKETS : 1/2"x1/2" SQUARE TUBE
- DECORATION : 3/8"x3/8" SOLID BAR  
0.5"x0.2" FLAT BAR
- PLATES STEEL : 0.078" (2mm) THICKNESS

**FINISH SPECIFICATION:**

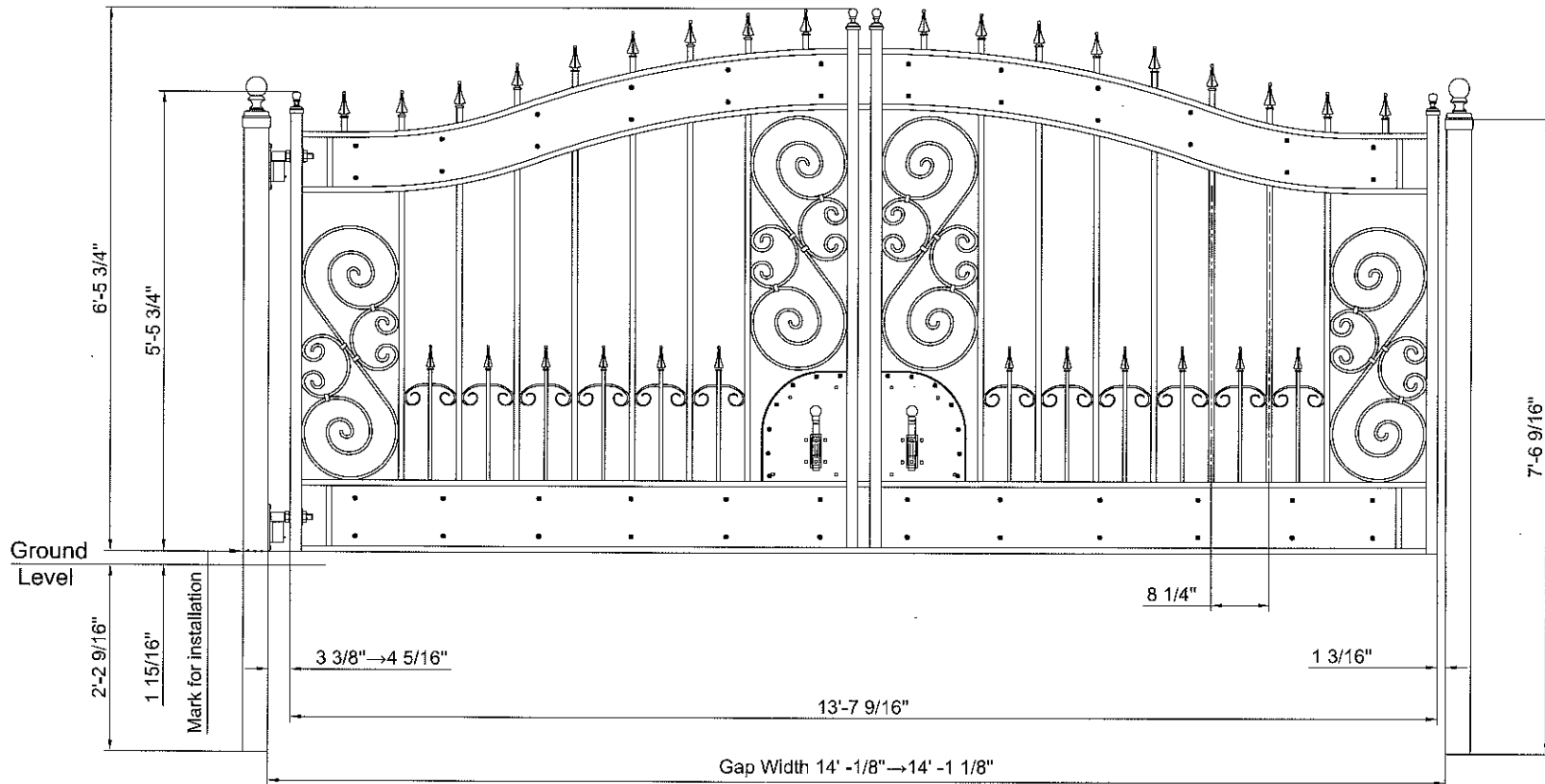
- FULLY HOT DIP GALVANIZED ASTM A123/A 123M-08 (80→120 μm THK)
- POWDER COATING : BLACK / SMOOTH / MATTE 25+5/RAL 9005 (60→80 μm THK)

**ACCESSORIES SUPPLIES WITH SET:**

- HINGES x 1 PAIR
- BALL TOP / SPEAR HEAD x 1 SET

**ACCESSORIES ORDER SEPARATELY IF REQUIRED:**

- POST OPTION #1 - HINGE POST SET PCE : BALL TOP - 5"x5" x7'6" Long x 1  
- LATCH POST SET PCE : BALL TOP - 5"x5" x7'6" Long x 1
- POST OPTION #2 - HINGE POST SET PCE : BALL TOP - 3.5"x3.5" x7'6" Long x 1  
- LATCH POST SET PCE : BALL TOP - 3.5"x3.5" x7'6" Long x 1
- MANUALLY OPERATED KIT INCLUDES
  - LATCH x 1 SET
  - DROP BOLT x 1 SET



**GATES OF DISTINCTION**

Title : Single Swing Driveway Gate SET Style : Royale  
14' Gap Width x 6'6" High