


**Bi Parting Swing  
Driveway Gate**

# GATE & FENCE STYLE : CONCORD


OPTION #1: CONCORD FENCE INFILL PANEL  
600mm(2') GAP WIDTH x1670mm(5'6") HIGH

OPTION #2: ARROW FENCE INFILL PANEL WITH DOG PICKET  
600mm(2') GAP WIDTH x1670mm(5'6") HIGH



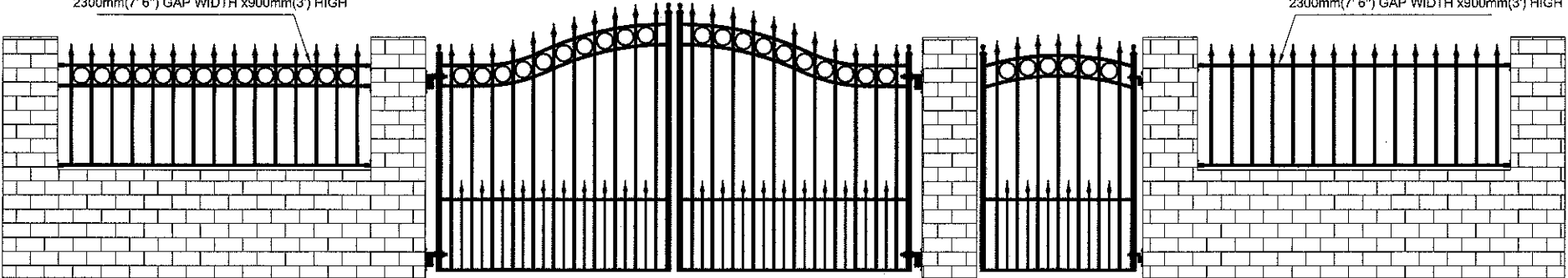
OPTION #1: CONCORD FENCE PANEL  
2300mm(7' 6") GAP WIDTH x1670mm(5'6") HIGH

OPTION #2: ARROW FENCE PANEL WITH DOG PICKET  
2300mm(7' 6") GAP WIDTH x1670mm(5'6") HIGH



OPTION #1: CONCORD FENCE PANEL  
2300mm(7' 6") GAP WIDTH x900mm(3') HIGH


OPTION #2: ARROW FENCE PANEL  
2300mm(7' 6") GAP WIDTH x900mm(3') HIGH



# GATE & FENCE STYLE : ATHENA WITH DOG PICKET


OPTION #1: ATHENA FENCE INFILL PANEL WITH DOG PICKET  
600mm(2') GAP WIDTH x 1575mm(5'2") HIGH

OPTION #2: FENCE INFILL PANEL FLAT TOP (2 TOP RAIL)  
600mm(2') GAP WIDTH x 1575mm(5'2") HIGH




OPTION #1: ATHENA FENCE PANEL WITH DOG PICKET  
2300mm(7' 6") GAP WIDTH x 1575mm(5'2") HIGH

OPTION #2: FENCE PANEL FLAT TOP (2 TOP RAIL)  
2300mm(7' 6") GAP WIDTH x 1575mm(5'2") HIGH



OPTION #1: ATHENA FENCE PANEL  
2300mm(7' 6") GAP WIDTH x 900mm(3') HIGH


OPTION #2: FENCE PANEL FLAT TOP (2 TOP RAIL)  
2300mm(7' 6") GAP WIDTH x 900mm(3') HIGH



# GATE & FENCE STYLE : HYDE PARK


OPTION #1: ESSEX FENCE INFILL PANEL  
600mm(2') GAP WIDTH x 1670mm(5'6") HIGH

OPTION #2: ARROW FENCE INFILL PANEL  
600mm(2') GAP WIDTH x 1670mm(5'6") HIGH




OPTION #1: ESSEX FENCE PANEL  
2300mm(7' 6") GAP WIDTH x 1670mm(5'6") HIGH

OPTION #2: ARROW FENCE PANEL  
2300mm(7' 6") GAP WIDTH x 1670mm(5'6") HIGH



OPTION #1: ESSEX FENCE PANEL  
2300mm(7' 6") GAP WIDTH x 900mm(3') HIGH


OPTION #2: ARROW FENCE PANEL  
2300mm(7' 6") GAP WIDTH x 900mm(3') HIGH



# GATE & FENCE STYLE : SONOMA

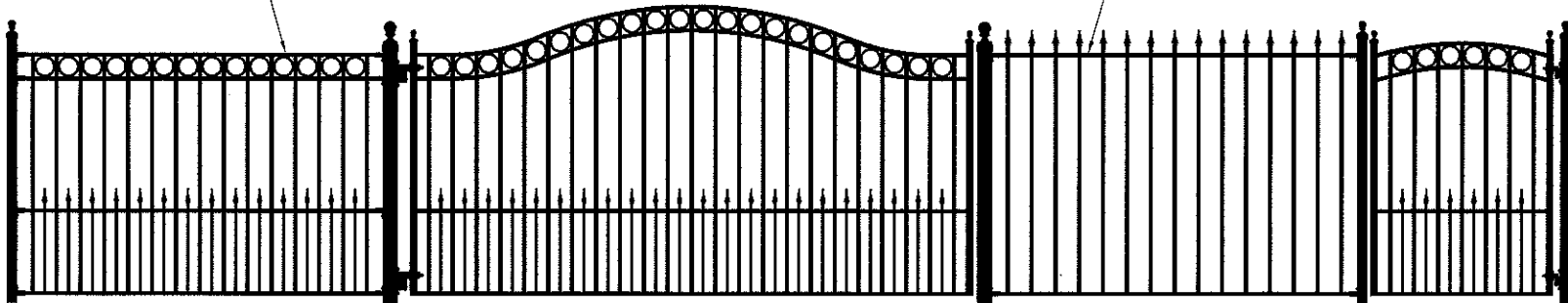
OPTION #1: SONOMA FENCE INFILL PANEL  
600mm(2') GAP WIDTH x1525mm(5') HIGH

OPTION #2: ARROW FENCE INFILL PANEL  
600mm(2') GAP WIDTH x1670mm(5'6") HIGH



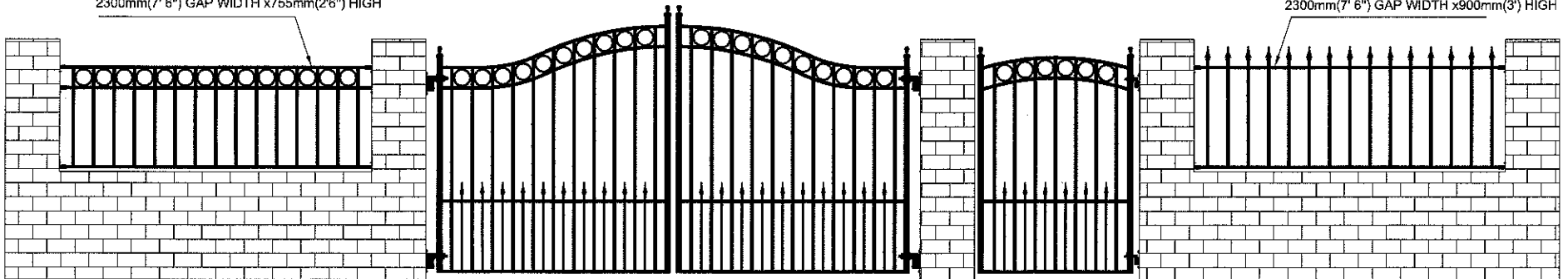
OPTION #1: SONOMA FENCE PANEL  
2300mm(7' 6") GAP WIDTH x1525mm(5') HIGH

OPTION #2: ARROW FENCE PANEL  
2300mm(7' 6") GAP WIDTH x1670mm(5'6") HIGH



OPTION #1: SONOMA FENCE PANEL  
2300mm(7' 6") GAP WIDTH x755mm(2'6") HIGH


OPTION #2: ARROW FENCE PANEL  
2300mm(7' 6") GAP WIDTH x900mm(3') HIGH



## GATE & FENCE STYLE : TELLURIDE


OPTION #1: TELLURIDE FENCE INFILL PANEL  
600mm(2') GAP WIDTH x 1575mm(5'2") HIGH

OPTION #2: TELLURIDE FENCE INFILL PANEL  
600mm(2') GAP WIDTH x 1575mm(5'2") HIGH




OPTION #1: TELLURIDE FENCE PANEL  
2300mm(7' 6") GAP WIDTH x 1575mm(5'2") HIGH

OPTION #2: TELLURIDE FENCE PANEL  
2300mm(7' 6") GAP WIDTH x 1575mm(5'2") HIGH




OPTION #1: TELLURIDE FENCE PANEL  
2300mm(7' 6") GAP WIDTH x 900mm(3') HIGH

OPTION #2: TELLURIDE FENCE PANEL  
2300mm(7' 6") GAP WIDTH x 900mm(3') HIGH



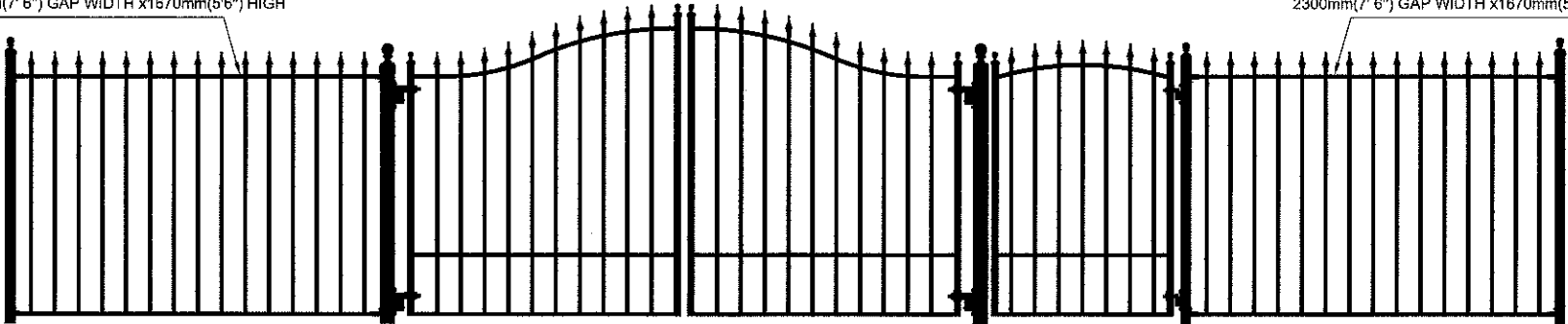
# GATE & FENCE STYLE : ARROW

ARROW FENCE INFILL PANEL  
600mm(2') GAP WIDTH x 1670mm(5'6") HIGH



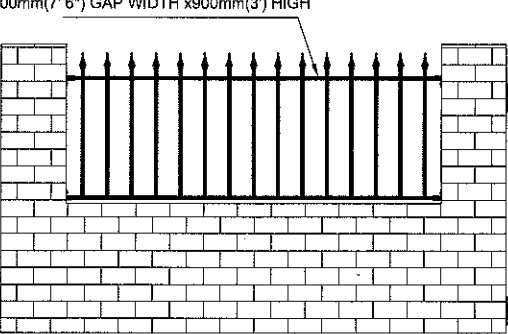
ARROW FENCE INFILL PANEL  
600mm(2') GAP WIDTH x 1670mm(5'6") HIGH

ARROW FENCE PANEL  
2300mm(7' 6") GAP WIDTH x 1670mm(5'6") HIGH




ARROW FENCE PANEL  
2300mm(7' 6") GAP WIDTH x 1670mm(5'6") HIGH

ARROW FENCE PANEL  
2300mm(7' 6") GAP WIDTH x 900mm(3') HIGH




ARROW FENCE PANEL  
2300mm(7' 6") GAP WIDTH x 900mm(3') HIGH



# GATE & FENCE STYLE : ATHENA


OPTION #1: ATHENA FENCE INFILL PANEL  
600mm(2') GAP WIDTH x 1575mm(5'2") HIGH

OPTION #2: LEIGHTON FENCE INFILL PANEL  
600mm(2') GAP WIDTH x 1575mm(5'2") HIGH




OPTION #1: ATHENA FENCE PANEL  
2300mm(7' 6") GAP WIDTH x 1575mm(5'2") HIGH

OPTION #2: LEIGHTON FENCE PANEL  
2300mm(7' 6") GAP WIDTH x 1575mm(5'2") HIGH



OPTION #1: ATHENA FENCE PANEL  
2300mm(7' 6") GAP WIDTH x 900mm(3') HIGH

OPTION #2: LEIGHTON FENCE PANEL  
2300mm(7' 6") GAP WIDTH x 900mm(3') HIGH






# GATE & FENCE STYLE : ESSEX

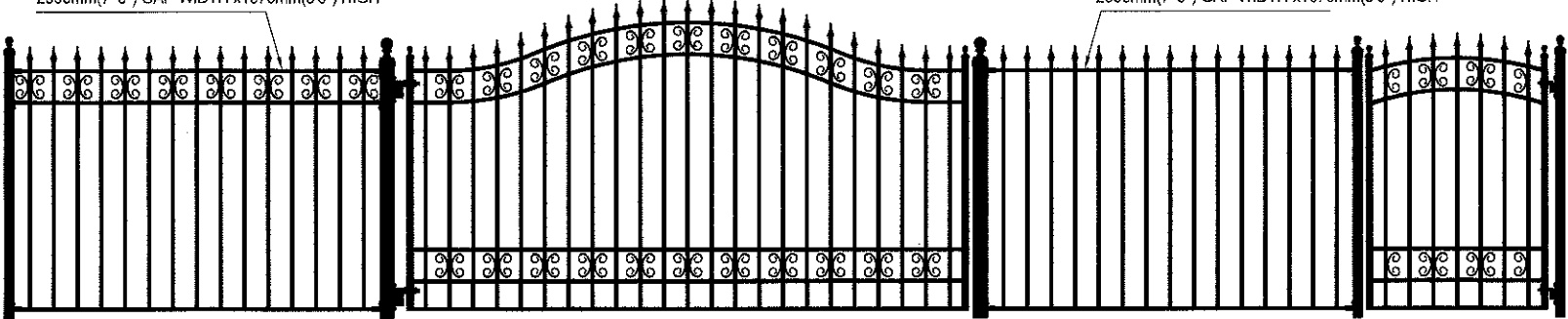
OPTION #1: ESSEX FENCE INFILL PANEL  
600mm(2') GAP WIDTH x1670mm(5'6") HIGH

OPTION #2: ARROW FENCE INFILL PANEL  
600mm(2') GAP WIDTH x1670mm(5'6") HIGH




OPTION #1: ESSEX FENCE PANEL  
2300mm(7' 6") GAP WIDTH x1670mm(5'6") HIGH

OPTION #2: ARROW FENCE PANEL  
2300mm(7' 6") GAP WIDTH x1670mm(5'6") HIGH



OPTION #1: ESSEX FENCE PANEL  
2300mm(7' 6") GAP WIDTH x900mm(3') HIGH


OPTION #2: ARROW FENCE PANEL  
2300mm(7' 6") GAP WIDTH x900mm(3') HIGH



# GATE & FENCE STYLE : LEXINGTON


OPTION #1: CONCORD FENCE INFILL PANEL  
600mm(2') GAP WIDTH x1670mm(5'6") HIGH

OPTION #2: ARROW FENCE INFILL PANEL  
600mm(2') GAP WIDTH x1670mm(5'6") HIGH



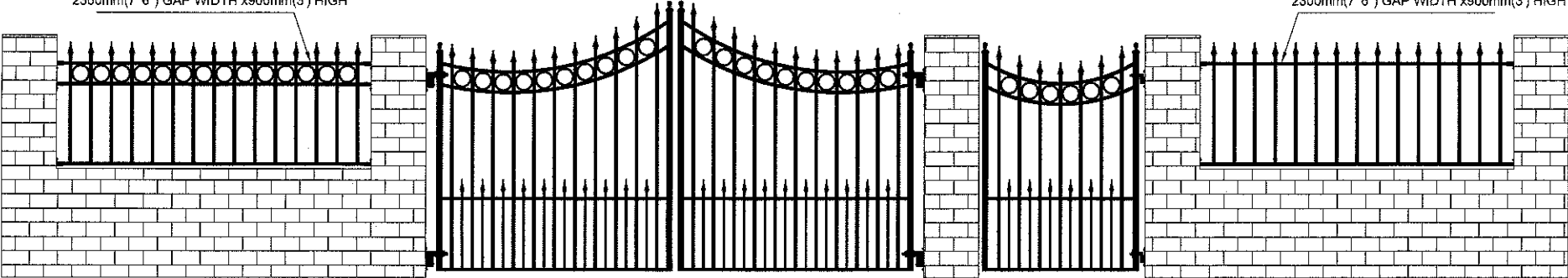
OPTION #1: CONCORD FENCE PANEL  
2300mm(7' 6") GAP WIDTH x1670mm(5'6") HIGH

OPTION #2: ARROW FENCE PANEL  
2300mm(7' 6") GAP WIDTH x1670mm(5'6") HIGH



OPTION #1: CONCORD FENCE PANEL  
2300mm(7' 6") GAP WIDTH x900mm(3') HIGH


OPTION #2: ARROW FENCE PANEL  
2300mm(7' 6") GAP WIDTH x900mm(3') HIGH



# GATE & FENCE STYLE : MONTCLAIR

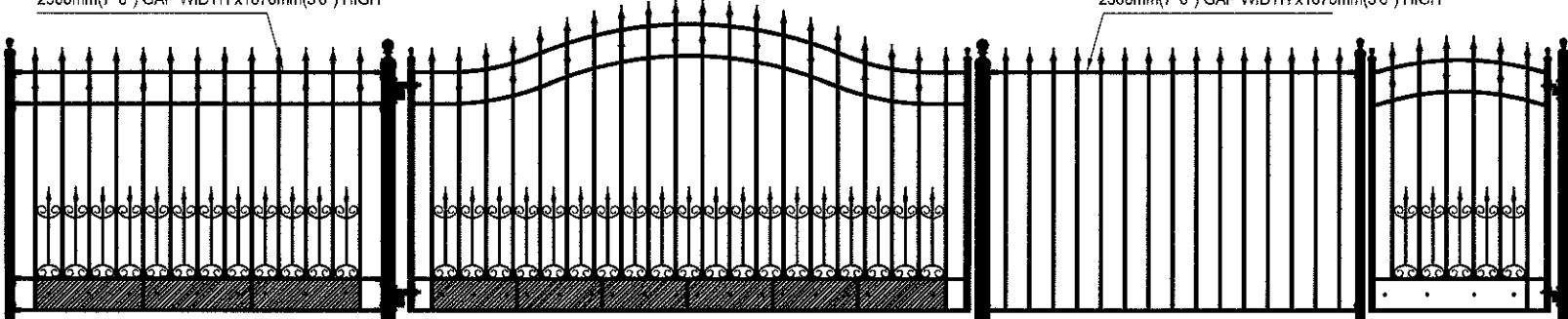
**OPTION #1: MONTCLAIR FENCE INFILL PANEL**  
600mm(2') GAP WIDTH x1670mm(5'6") HIGH

**OPTION #2: ARROW FENCE INFILL PANEL**  
600mm(2') GAP WIDTH x1670mm(5'6") HIGH



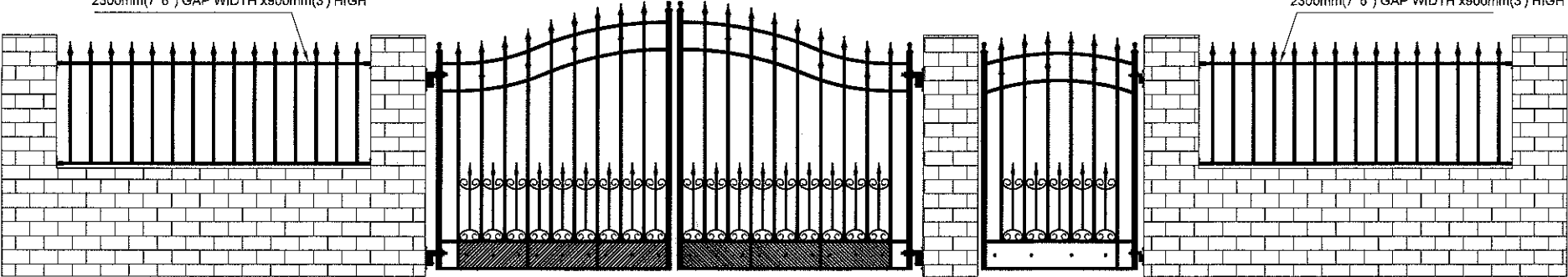
**OPTION #1: MONTCLAIR FENCE PANEL**  
2300mm(7' 6") GAP WIDTH x1670mm(5'6") HIGH

**OPTION #2: ARROW FENCE PANEL**  
2300mm(7' 6") GAP WIDTH x1670mm(5'6") HIGH



**OPTION #1: ARROW FENCE PANEL**  
2300mm(7' 6") GAP WIDTH x900mm(3') HIGH


**OPTION #2: ARROW FENCE PANEL**  
2300mm(7' 6") GAP WIDTH x900mm(3') HIGH



# GATE & FENCE STYLE : STRASBOURG


**OPTION #1: ESSEX FENCE INFILL PANEL**  
600mm(2') GAP WIDTH x1670mm(5'6") HIGH

**OPTION #2: ARROW FENCE INFILL PANEL**  
600mm(2') GAP WIDTH x1670mm(5'6") HIGH




**OPTION #1: ESSEX FENCE PANEL**  
2300mm(7' 6") GAP WIDTH x1670mm(5'6") HIGH

**OPTION #2: ARROW FENCE PANEL**  
2300mm(7' 6") GAP WIDTH x1670mm(5'6") HIGH



**OPTION #1: ESSEX FENCE PANEL**  
2300mm(7' 6") GAP WIDTH x900mm(3') HIGH

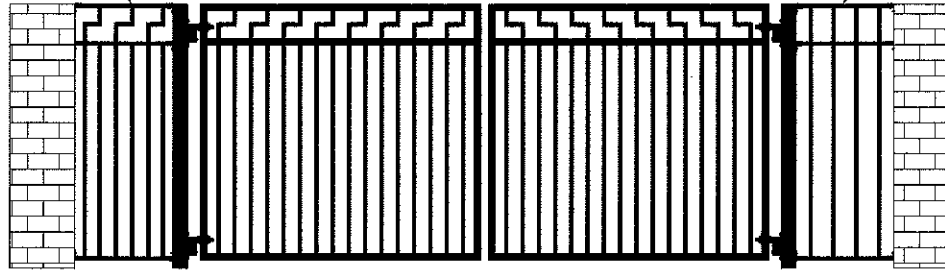
**OPTION #2: ARROW FENCE PANEL**  
2300mm(7' 6") GAP WIDTH x900mm(3') HIGH



## GATE & FENCE STYLE : SAN FRANCISCO

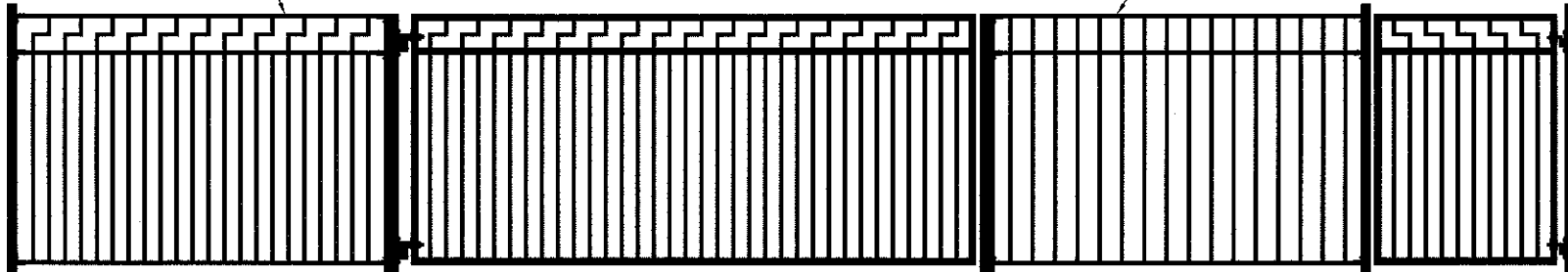
OPTION #1: SAN FRANCISCO FENCE INFILL PANEL  
600mm(2') GAP WIDTH x 1575mm(5'2") HIGH

OPTION #2: LEIGHTON FENCE INFILL PANEL  
600mm(2') GAP WIDTH x 1575mm(5'2") HIGH



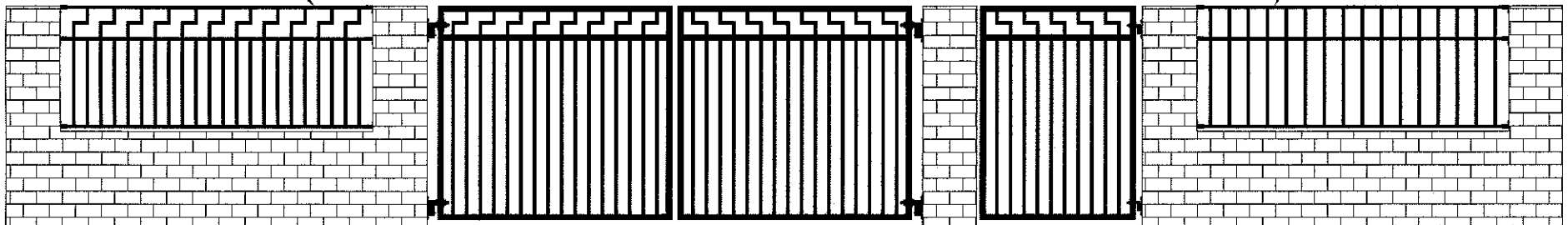
OPTION #1: SAN FRANCISCO FENCE PANEL  
2300mm(7' 6") GAP WIDTH x 1575mm(5'2") HIGH

OPTION #2: LEIGHTON FENCE PANEL  
2300mm(7' 6") GAP WIDTH x 1575mm(5'2") HIGH



OPTION #1: SAN FRANCISCO FENCE PANEL  
2300mm(7' 6") GAP WIDTH x 900mm(3') HIGH


OPTION #2: LEIGHTON FENCE PANEL  
2300mm(7' 6") GAP WIDTH x 900mm(3') HIGH



# GATE & FENCE STYLE : VENUS


OPTION #1: VENUS FENCE INFILL PANEL  
600mm(2') GAP WIDTH x 1575mm(5'2") HIGH

OPTION #2: LEIGHTON FENCE INFILL PANEL  
600mm(2') GAP WIDTH x 1575mm(5'2") HIGH




OPTION #1: VENUS FENCE PANEL  
2300mm(7' 6") GAP WIDTH x 1575mm(5'2") HIGH

OPTION #2: LEIGHTON FENCE PANEL  
2300mm(7' 6") GAP WIDTH x 1575mm(5'2") HIGH



OPTION #1: VENUS FENCE PANEL  
2300mm(7' 6") GAP WIDTH x 900mm(3') HIGH


OPTION #2: LEIGHTON FENCE PANEL  
2300mm(7' 6") GAP WIDTH x 900mm(3') HIGH



# GATE & FENCE STYLE : VERSAILLES


**OPTION #1: ESSEX FENCE INFILL PANEL**  
600mm(2') GAP WIDTH x 1670mm(5'6") HIGH

**OPTION #2: ARROW FENCE INFILL PANEL**  
600mm(2') GAP WIDTH x 1670mm(5'6") HIGH




**OPTION #1: ESSEX FENCE PANEL**  
2300mm(7' 6") GAP WIDTH x 1670mm(5'6") HIGH

**OPTION #2: ARROW FENCE PANEL**  
2300mm(7' 6") GAP WIDTH x 1670mm(5'6") HIGH



**OPTION #1: ESSEX FENCE PANEL**  
2300mm(7' 6") GAP WIDTH x 900mm(3') HIGH

**OPTION #2: ARROW FENCE PANEL**  
2300mm(7' 6") GAP WIDTH x 900mm(3') HIGH



**SPECIFICATION:**

- VERTICAL FRAME : 1 1/2"x1 1/2" SQUARE TUBE
- HORIZONTAL FRAME : 1 1/2"x3/4" RECTANGULAR TUBE
- VERTICAL PICKETS : 3/4"x3/4" SQUARE TUBE

**FINISH SPECIFICATION:**

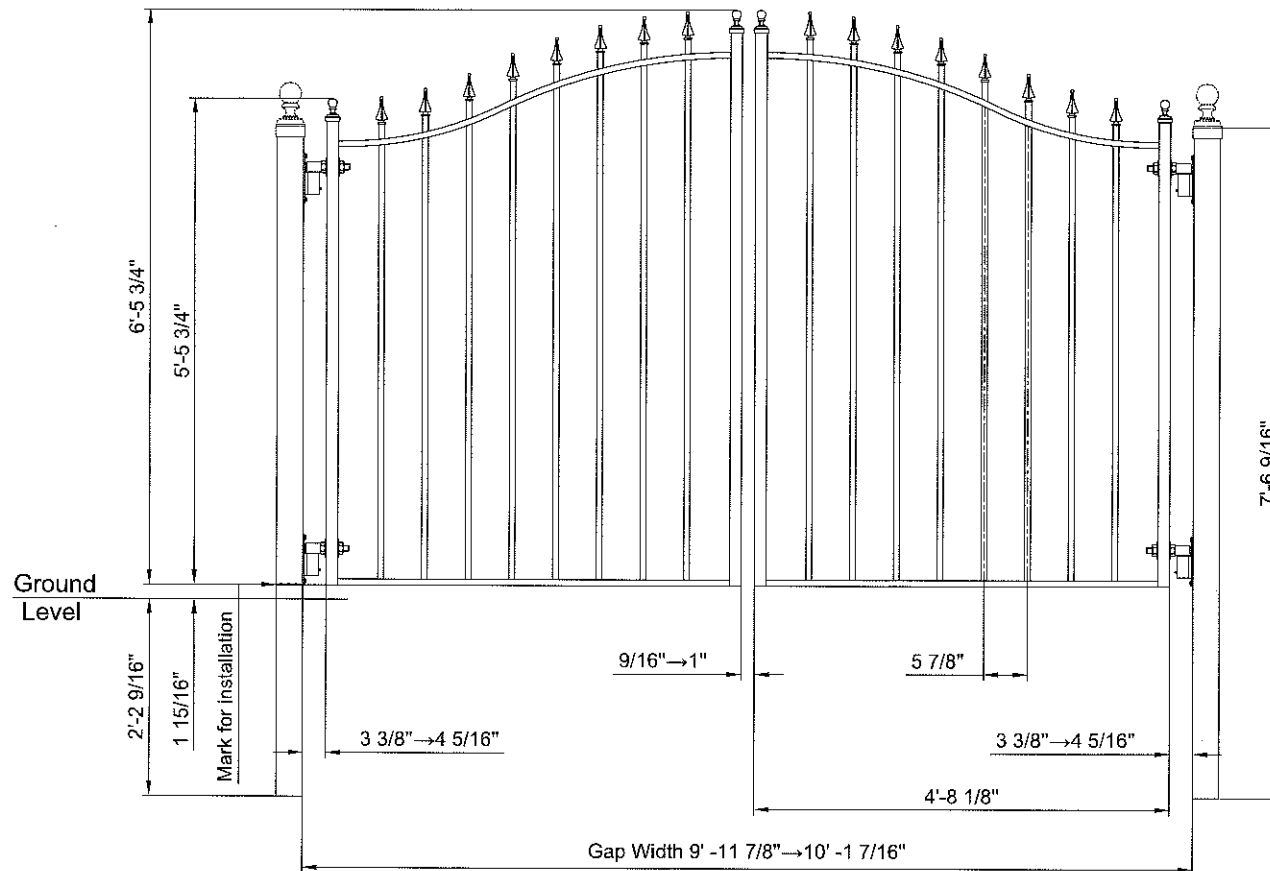
- FULLY HOT DIP GALVANIZED ASTM A123/A 123M-08 (80→120 μm THK)
- POWDER COATING : BLACK / SMOOTH / MATTE 25+-5/RAL 9005 (60→80 μm THK)

**ACCESSORIES SUPPLIES WITH SET:**

- HINGES x 2 PAIR
- BALL TOP / SPEAR HEAD x 1 SET

**ACCESSORIES ORDER SEPARATELY IF REQUIRED:**

- POST OPTION #1- HINGE POST SET PCE : BALL TOP - 5"x5" x7'6" Long x 2
- POST OPTION #2- HINGE POST SET PCE : BALL TOP - 3.5"x3.5" x7'6" Long x 2
- MANUALLY OPERATED KIT INCLUDES
  - LATCH x 1 SET
  - DROP BOLT x 1 SET



**GATES OF DISTINCTION**

Title : Bi-Parting Swing Driveway Gate SET Style : Archer  
10' Gap Width x 6'6" High





**SPECIFICATION:**

- VERTICAL FRAME : 1 1/2"x1 1/2" SQUARE TUBE
- HORIZONTAL FRAME : 1 1/2"x1 1/2" SQUARE TUBE  
1 1/2"x3/4" RECTANGULAR TUBE
- VERTICAL PICKETS : 1"x1" SQUARE TUBE
- DOG PICKETS : 3/4"x3/4" SQUARE TUBE
- DECORATION : 3/8"x3/8" SOLID BAR

**FINISH SPECIFICATION:**

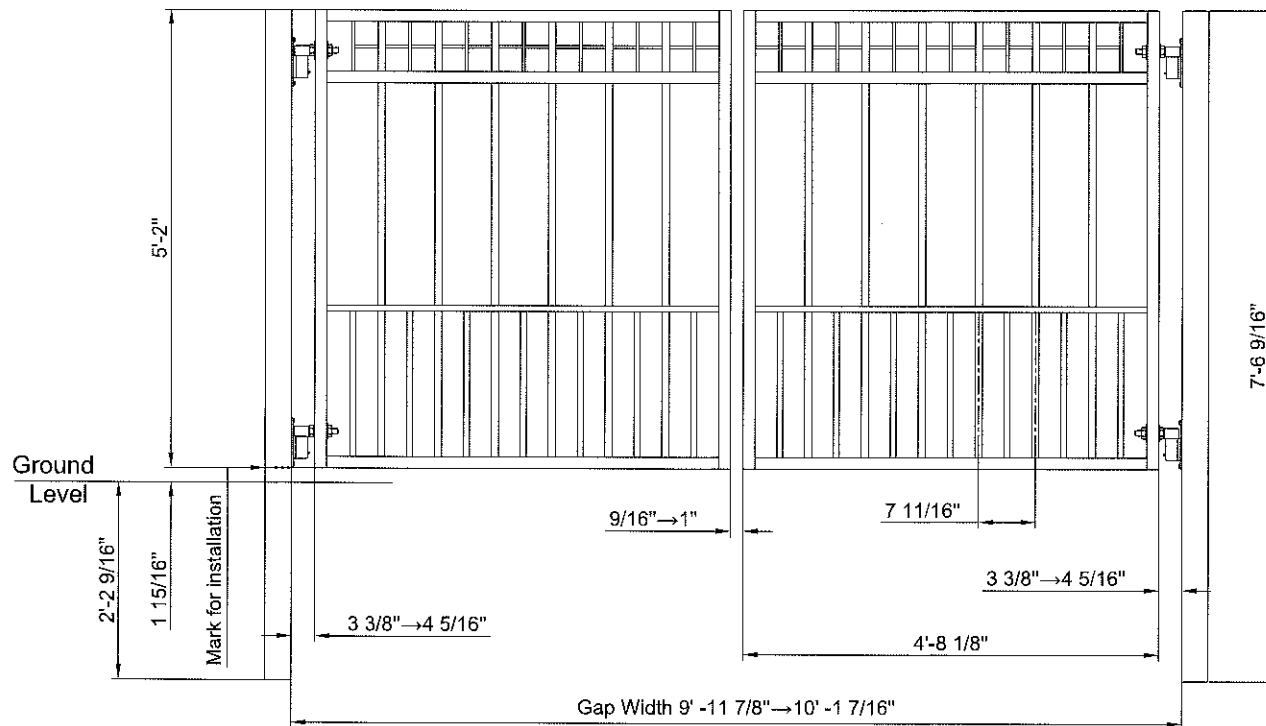
- FULLY HOT DIP GALVANIZED ASTM A123/A 123M-08 (80→120 μm THK)
- POWDER COATING : BLACK / SMOOTH / MATTE 25+-5/RAL 9005 (60→80 μm THK)

**ACCESSORIES SUPPLIES WITH SET:**

- HINGES x 2 PAIR

**ACCESSORIES ORDER SEPARATELY IF REQUIRED:**

- POST OPTION #1- HINGE POST SET PCE : FLAT TOP - 5"x5" x7'6" Long x 2
- POST OPTION #2- HINGE POST SET PCE : FLAT TOP - 3.5"x3.5" x7'6" Long x 2
- MANUALLY OPERATED KIT INCLUDES
  - LATCH x 1 SET
  - DROP BOLT x 1 SET



**GATES OF DISTINCTION**

Title : Bi-Parting Swing Driveway Gate SET Style :Artemis With Dog Picket  
10' Gap Width x 5'2" High

**SPECIFICATION:**

- VERTICAL FRAME : 1 1/2"x1 1/2" SQUARE TUBE
- HORIZONTAL FRAME : 1 1/2"x1 1/2" SQUARE TUBE  
1 1/2"x3/4" RECTANGULAR TUBE
- VERTICAL PICKETS : 1"x1" SQUARE TUBE
- DOG PICKETS : 3/4"x3/4" SQUARE TUBE
- DECORATION : 3/8"x3/8" SOLID BAR

**FINISH SPECIFICATION:**

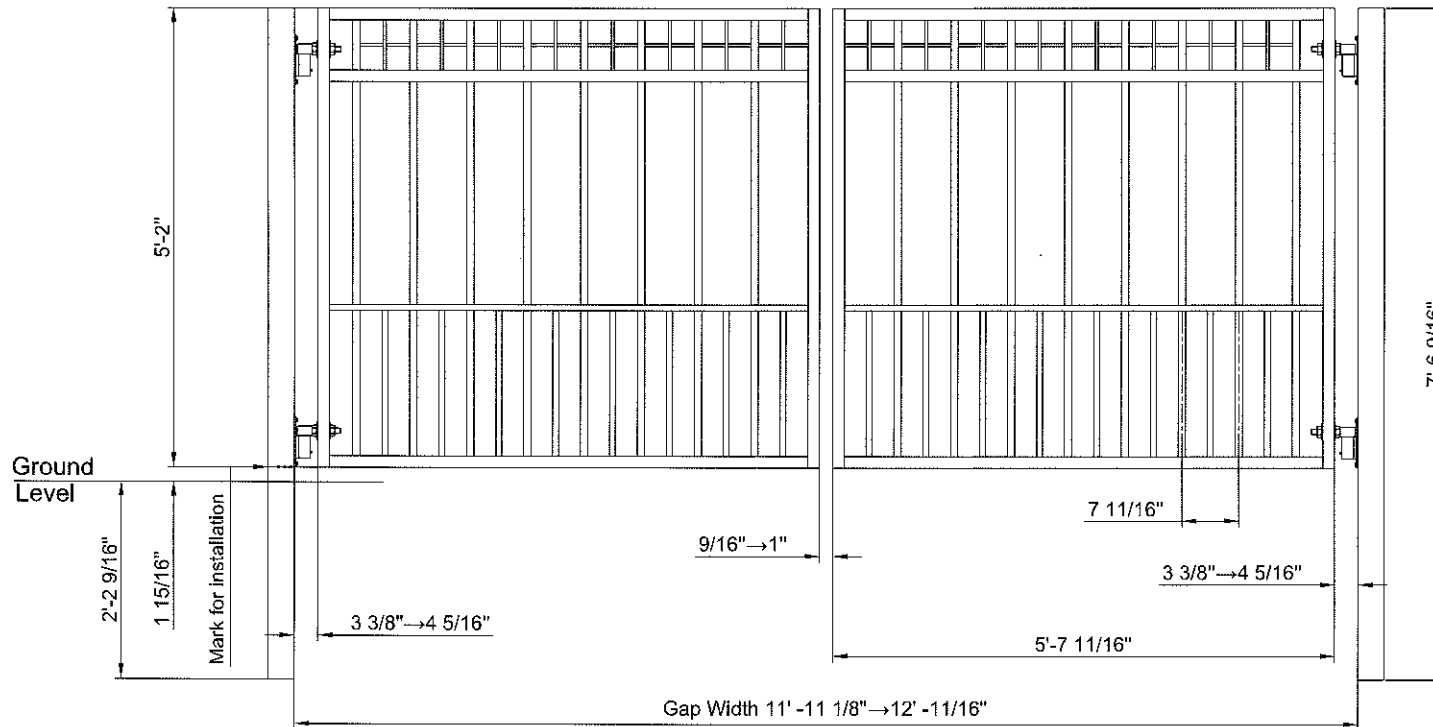
- FULLY HOT DIP GALVANIZED ASTM A123/A 123M-08 (80→120 μm THK)
- POWDER COATING : BLACK / SMOOTH / MATTE 25+5/RAL 9005 (60→80 μm THK)

**ACCESSORIES SUPPLIES WITH SET:**

- HINGES x 2 PAIR

**ACCESSORIES ORDER SEPARATELY IF REQUIRED:**

- POST OPTION #1- HINGE POST SET PCE : FLAT TOP - 5"x5" x7'6" Long x 2
- POST OPTION #2- HINGE POST SET PCE : FLAT TOP - 3.5"x3.5" x7'6" Long x 2
- MANUALLY OPERATED KIT INCLUDES
  - LATCH x 1 SET
  - DROP BOLT x 1 SET



**GATES OF DISTINCTION**

Title : Bi-Parting Swing Driveway Gate SET Style :Artemis With Dog Picket  
12' Gap Width x 5'2" High

**SPECIFICATION:**

- VERTICAL FRAME : 1 1/2"x1 1/2" SQUARE TUBE
- HORIZONTAL FRAME : 1 1/2"x1 1/2" SQUARE TUBE  
1 1/2"x3/4" RECTANGULAR TUBE
- VERTICAL PICKETS : 1"x1" SQUARE TUBE
- DOG PICKETS : 3/4"x3/4" SQUARE TUBE
- DECORATION : 3/8"x3/8" SOLID BAR

**FINISH SPECIFICATION:**

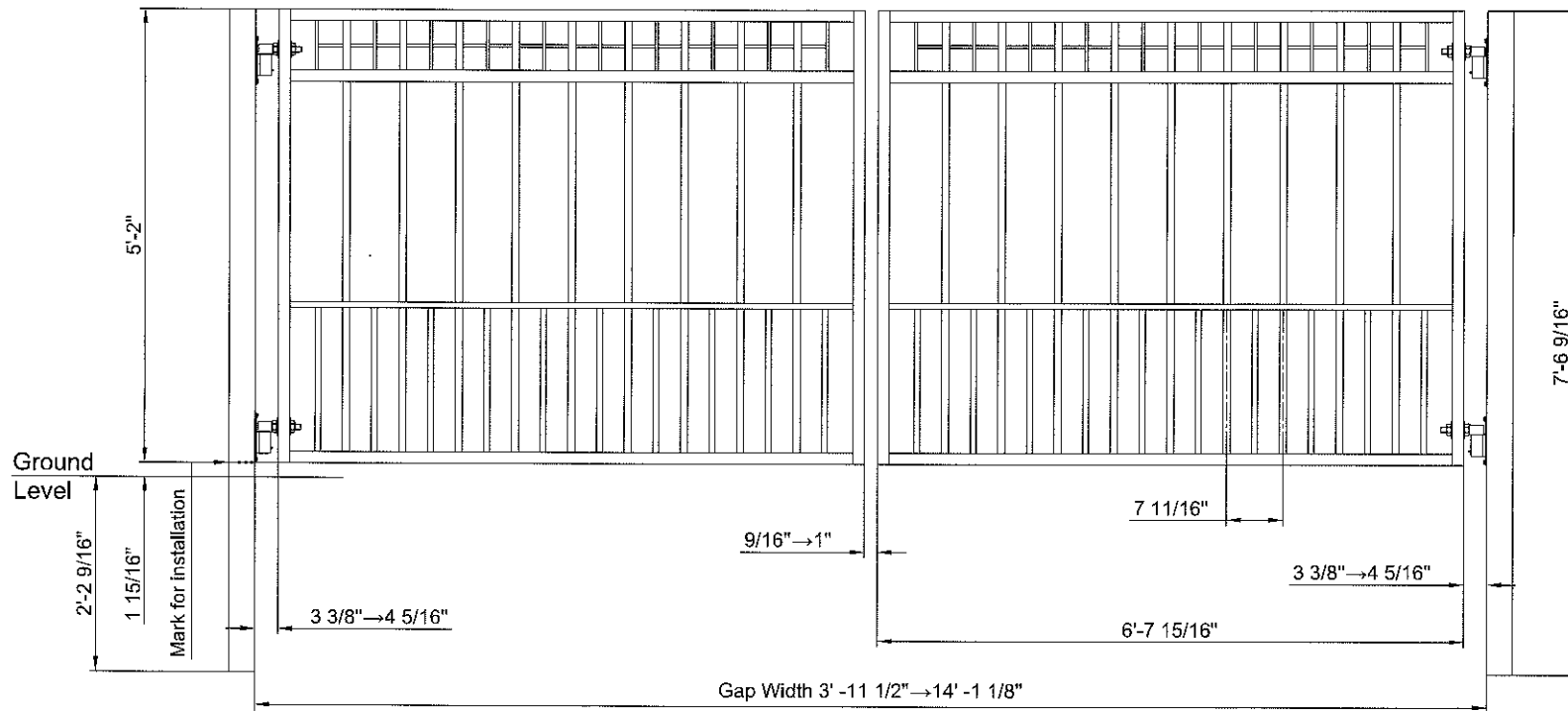
- FULLY HOT DIP GALVANIZED ASTM A123/A 123M-08 (80→120 μm THK)
- POWDER COATING : BLACK / SMOOTH / MATTE 25+-5/RAL 9005 (60→80 μm THK)

**ACCESSORIES SUPPLIES WITH SET:**

- HINGES x 2 PAIR

**ACCESSORIES ORDER SEPARATELY IF REQUIRED:**

- POST OPTION #1- HINGE POST SET PCE : FLAT TOP - 5"x5" x7'6" Long x 2
- POST OPTION #2- HINGE POST SET PCE : FLAT TOP - 3.5"x3.5" x7'6" Long x 2
- MANUALLY OPERATED KIT INCLUDES
  - LATCH x 1 SET
  - DROP BOLT x 1 SET



**GATES OF DISTINCTION**

Title : Bi-Parting Swing Driveway Gate SET Style :Artemis With Dog Picket  
14' Gap Width x 5'2" High

**SPECIFICATION:**

- VERTICAL FRAME : 1 1/2"x1 1/2" SQUARE TUBE
- HORIZONTAL FRAME : 1 1/2"x1 1/2" SQUARE TUBE  
1 1/2"x3/4" RECTANGULAR TUBE
- VERTICAL PICKETS : 1"x1" SQUARE TUBE
- DOG PICKETS : 3/4"x3/4" SQUARE TUBE
- DECORATION : 3/8"x3/8" SOLID BAR

**FINISH SPECIFICATION:**

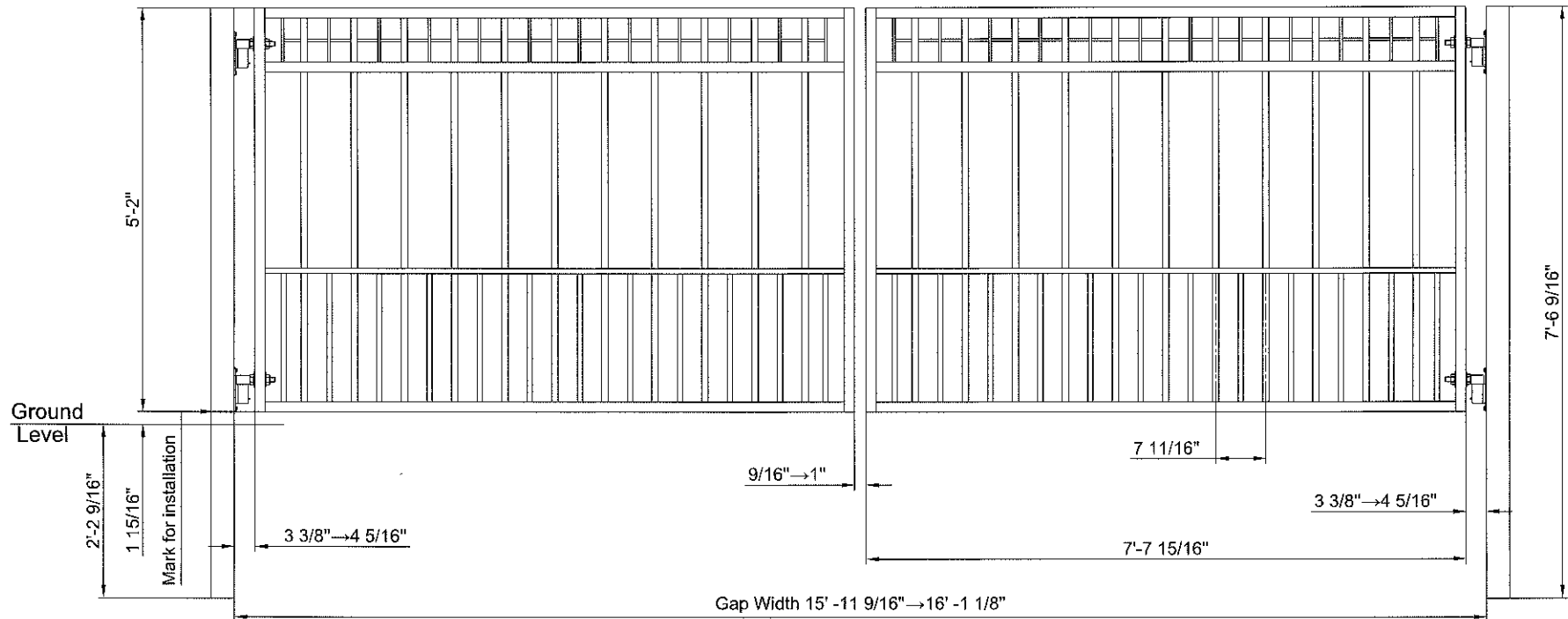
- FULLY HOT DIP GALVANIZED ASTM A123/A 123M-08 (80→120 μm THK)
- POWDER COATING : BLACK / SMOOTH / MATTE 25+-5/RAL 9005 (60→80 μm THK)

**ACCESSORIES SUPPLIES WITH SET:**

- HINGES x 2 PAIR

**ACCESSORIES ORDER SEPARATELY IF REQUIRED:**

- POST OPTION #1- HINGE POST SET PCE : FLAT TOP - 5"x5" x7'6" Long x 2
- POST OPTION #2- HINGE POST SET PCE : FLAT TOP - 3.5"x3.5" x7'6" Long x 2
- MANUALLY OPERATED KIT INCLUDES
  - LATCH x 1 SET
  - DROP BOLT x 1 SET



**GATES OF DISTINCTION**

Title : Bi-Parting Swing Driveway Gate SET Style :Artemis With Dog Picket  
16' Gap Width x 5'2" High

**SPECIFICATION:**

- VERTICAL FRAME : 1 1/2"x1 1/2" SQUARE TUBE
- HORIZONTAL FRAME : 1 1/2"x1 1/2" SQUARE TUBE  
1 1/2"x3/4" RECTANGULAR TUBE
- VERTICAL PICKETS : 1"x1" SQUARE TUBE
- DOG PICKETS : 3/4"x3/4" SQUARE TUBE
- DECORATION : 3/8"x3/8" SOLID BAR

**FINISH SPECIFICATION:**

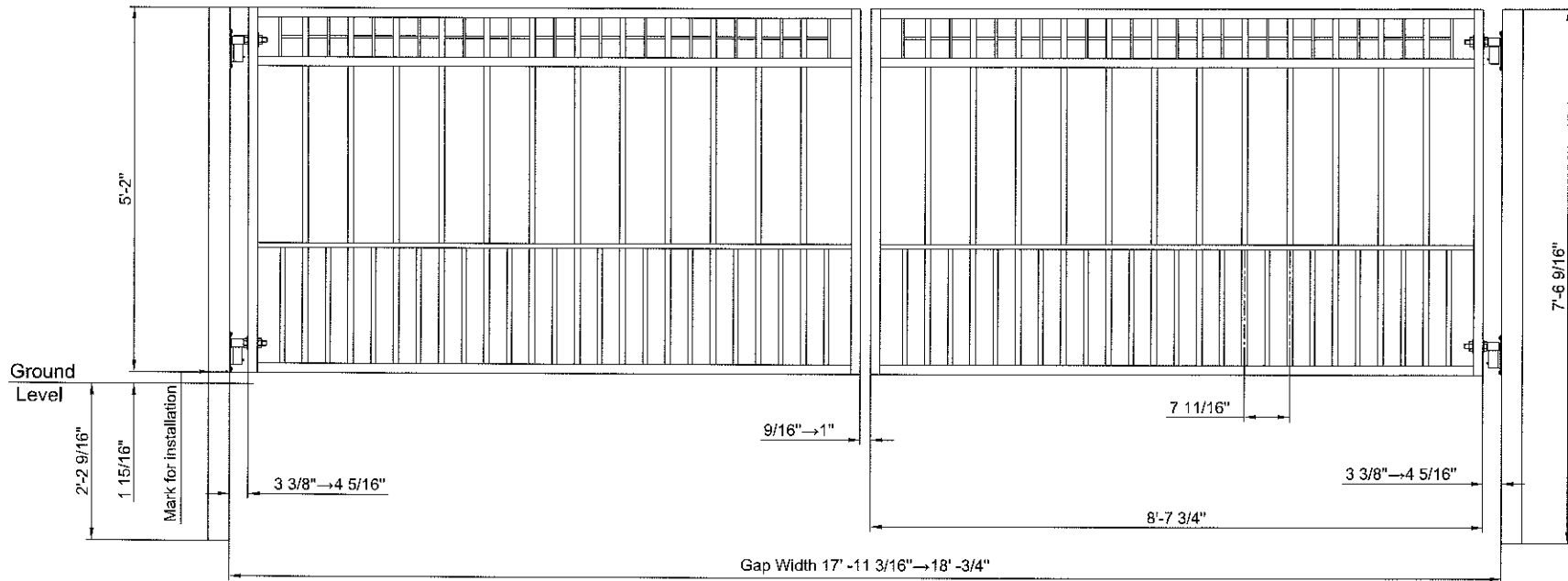
- FULLY HOT DIP GALVANIZED ASTM A123/A 123M-08 (80 →120 μm THK)
- POWDER COATING : BLACK / SMOOTH / MATTE 25+-5/RAL 9005 (60 →80 μm THK)

**ACCESSORIES SUPPLIES WITH SET:**

- HINGES x 2 PAIR

**ACCESSORIES ORDER SEPARATELY IF REQUIRED:**

- POST OPTION #1- HINGE POST SET PCE : FLAT TOP - 5"x5" x7'6" Long x 2
- POST OPTION #2- HINGE POST SET PCE : FLAT TOP - 3.5"x3.5" x7'6" Long x 2
- MANUALLY OPERATED KIT INCLUDES
  - LATCH x 1 SET
  - DROP BOLT x 1 SET



**GATES OF DISTINCTION**

Title : Bi-Parting Swing Driveway Gate SET Style :Artemis With Dog Picket  
18' Gap Width x 5'2" High

**SPECIFICATION:**

- VERTICAL FRAME : 1 1/2"x1 1/2" SQUARE TUBE
- HORIZONTAL FRAME : 1 1/2"x3/4" RECTANGULAR TUBE
- VERTICAL PICKETS : 3/4"x3/4" SQUARE TUBE
- DOG PICKETS : 1/2"x1/2" SQUARE TUBE
- DECORATION : 3/8"x3/8" SOLID BAR

**FINISH SPECIFICATION:**

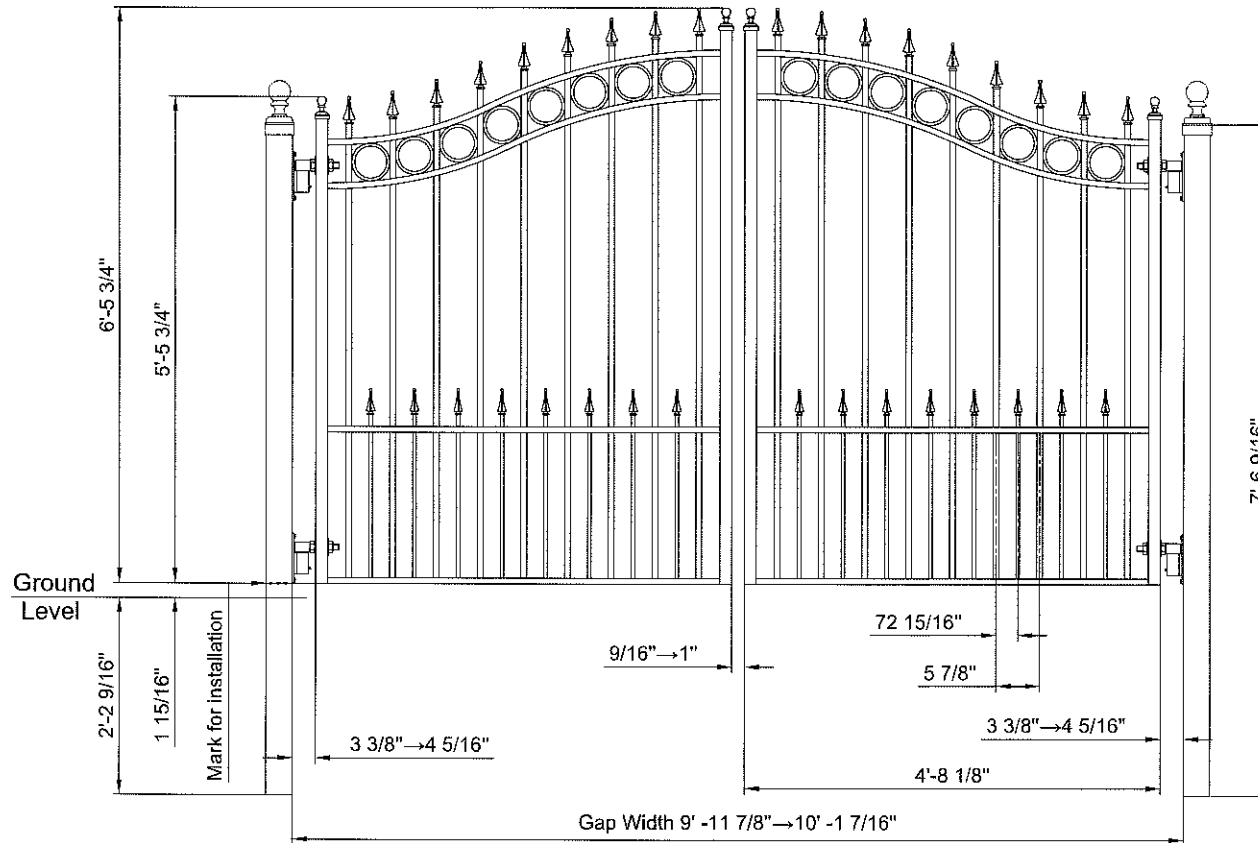
- FULLY HOT DIP GALVANIZED ASTM A123/A 123M-08 (80→120 μm THK)
- POWDER COATING : BLACK / SMOOTH / MATTE 25+-5/RAL 9005 (60→80 μm THK)

**ACCESSORIES SUPPLIES WITH SET:**

- HINGES x 2 PAIR
- BALL TOP / SPEAR HEAD x 1 SET

**ACCESSORIES ORDER SEPARATELY IF REQUIRED:**

- POST OPTION #1- HINGE POST SET PCE : BALL TOP - 5"x5" x7'6" Long x 2
- POST OPTION #2- HINGE POST SET PCE : BALL TOP - 3.5"x3.5" x7'6" Long x 2
- MANUALLY OPERATED KIT INCLUDES
  - LATCH x 1 SET
  - DROP BOLT x 1 SET



**GATES OF DISTINCTION**

Title : Bi-Parting Swing Driveway Gate SET Style : Corona  
10' Gap Width x 6'6" High

**SPECIFICATION:**

- VERTICAL FRAME : 1 1/2"x1 1/2" SQUARE TUBE
- HORIZONTAL FRAME : 1 1/2"x3/4" RECTANGULAR TUBE
- VERTICAL PICKETS : 3/4"x3/4" SQUARE TUBE
- DOG PICKETS : 1/2"x1/2" SQUARE TUBE
- DECORATION : 3/8"x3/8" SOLID BAR

**FINISH SPECIFICATION:**

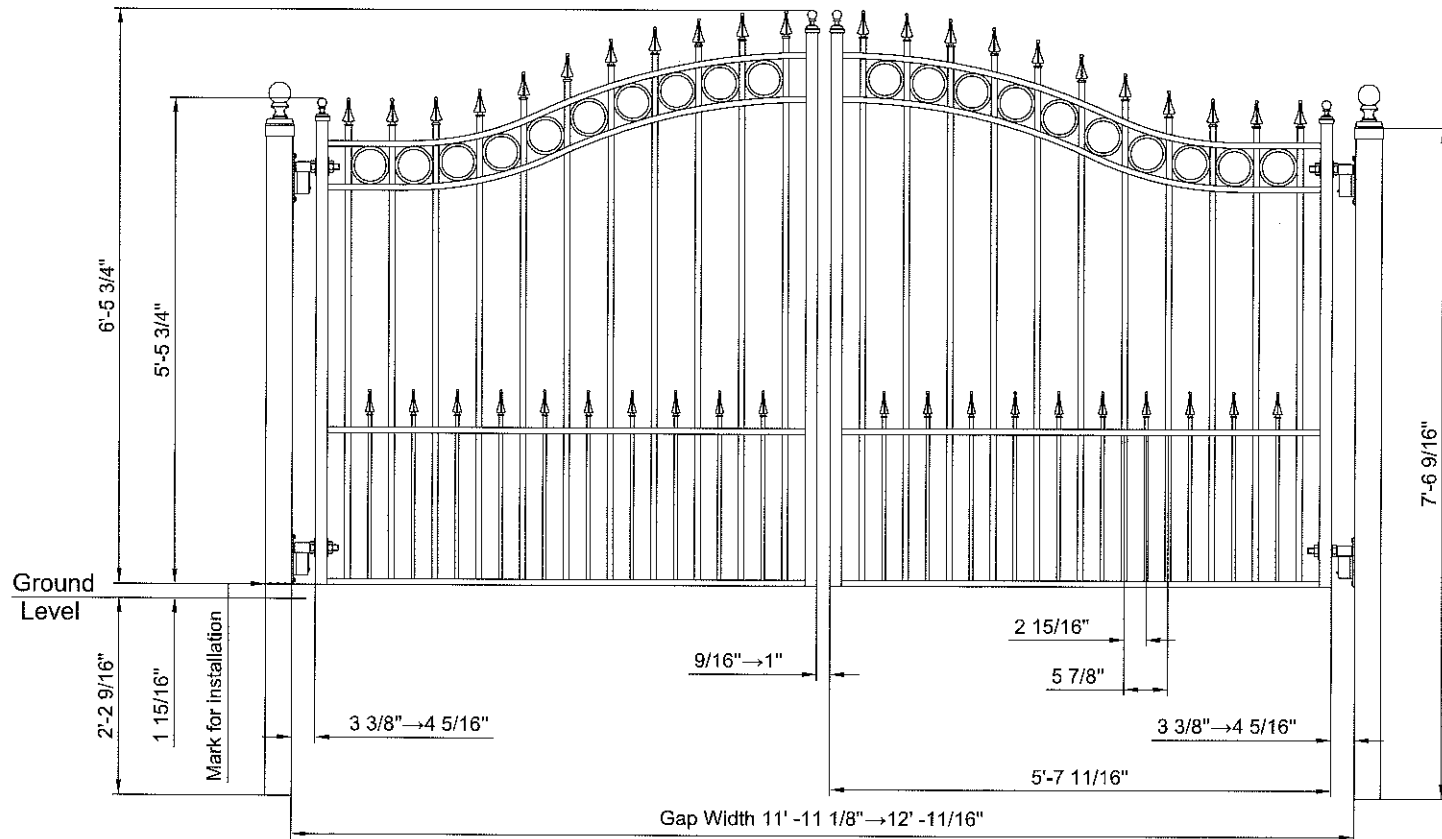
- FULLY HOT DIP GALVANIZED ASTM A123/A 123M-08 (80→120 μm THK)
- POWDER COATING : BLACK / SMOOTH / MATTE 25+5/RAL 9005 (60→80 μm THK)

**ACCESSORIES SUPPLIES WITH SET:**

- HINGES x 2 PAIR
- BALL TOP / SPEAR HEAD x 1 SET

**ACCESSORIES ORDER SEPARATELY IF REQUIRED:**

- POST OPTION #1- HINGE POST SET PCE : BALL TOP - 5"x5" x7'6" Long x 2
- POST OPTION #2- HINGE POST SET PCE : BALL TOP - 3.5"x3.5" x7'6" Long x 2
- MANUALLY OPERATED KIT INCLUDES
  - LATCH x 1 SET
  - DROP BOLT x 1 SET



**GATES OF DISTINCTION**

Title : Bi-Parting Swing Driveway Gate SET Style : Corona  
12' Gap Width x 6'6" High





**SPECIFICATION:**

- VERTICAL FRAME : 1 1/2"x1 1/2" SQUARE TUBE
- HORIZONTAL FRAME : 1 1/2"x3/4" RECTANGULAR TUBE
- VERTICAL PICKETS : 3/4"x3/4" SQUARE TUBE
- DOG PICKETS : 1/2"x1/2" SQUARE TUBE
- DECORATION : 3/8"x3/8" SOLID BAR

**FINISH SPECIFICATION:**

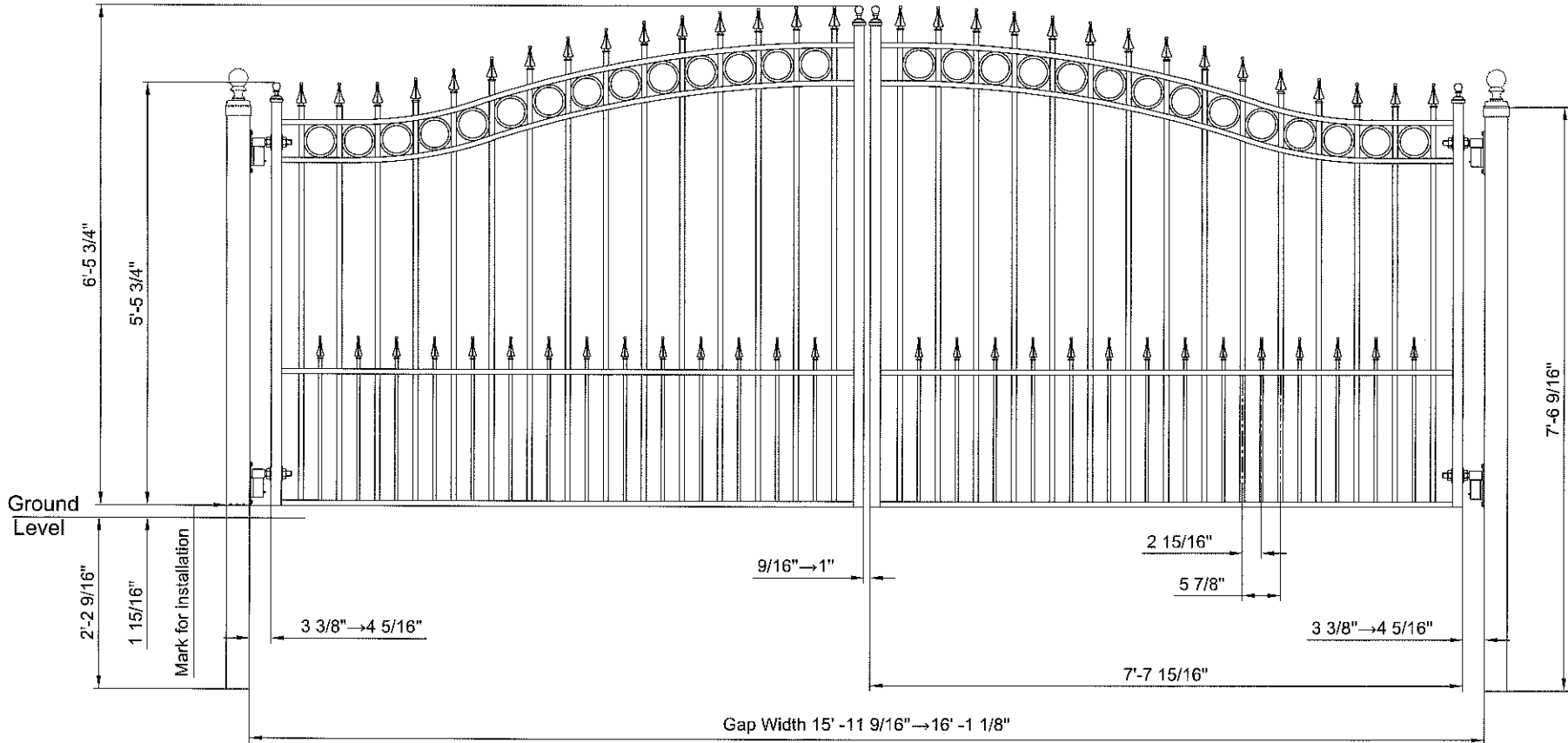
- FULLY HOT DIP GALVANIZED ASTM A123/A 123M-08 (80→120 μm THK)
- POWDER COATING : BLACK / SMOOTH / MATTE 25+-5/RAL 9005 (60→80 μm THK)

**ACCESSORIES SUPPLIES WITH SET:**

- HINGES x 2 PAIR
- BALL TOP / SPEAR HEAD x 1 SET

**ACCESSORIES ORDER SEPARATELY IF REQUIRED:**

- POST OPTION #1- HINGE POST SET PCE : BALL TOP - 5"x5" x7'6" Long x 2
- POST OPTION #2- HINGE POST SET PCE : BALL TOP - 3.5"x3.5" x7'6" Long x 2
- MANUALLY OPERATED KIT INCLUDES
  - LATCH x 1 SET
  - DROP BOLT x 1 SET



**GATES OF DISTINCTION**

Title : Bi-Parting Swing Driveway Gate SET Style : Corona  
16' Gap Width x 6'6" High

**SPECIFICATION:**

- VERTICAL FRAME : 1 1/2"x1 1/2" SQUARE TUBE
- HORIZONTAL FRAME : 1 1/2"x3/4" RECTANGULAR TUBE
- VERTICAL PICKETS : 3/4"x3/4" SQUARE TUBE
- DOG PICKETS : 1/2"x1/2" SQUARE TUBE
- DECORATION : 3/8"x3/8" SOLID BAR

**FINISH SPECIFICATION:**

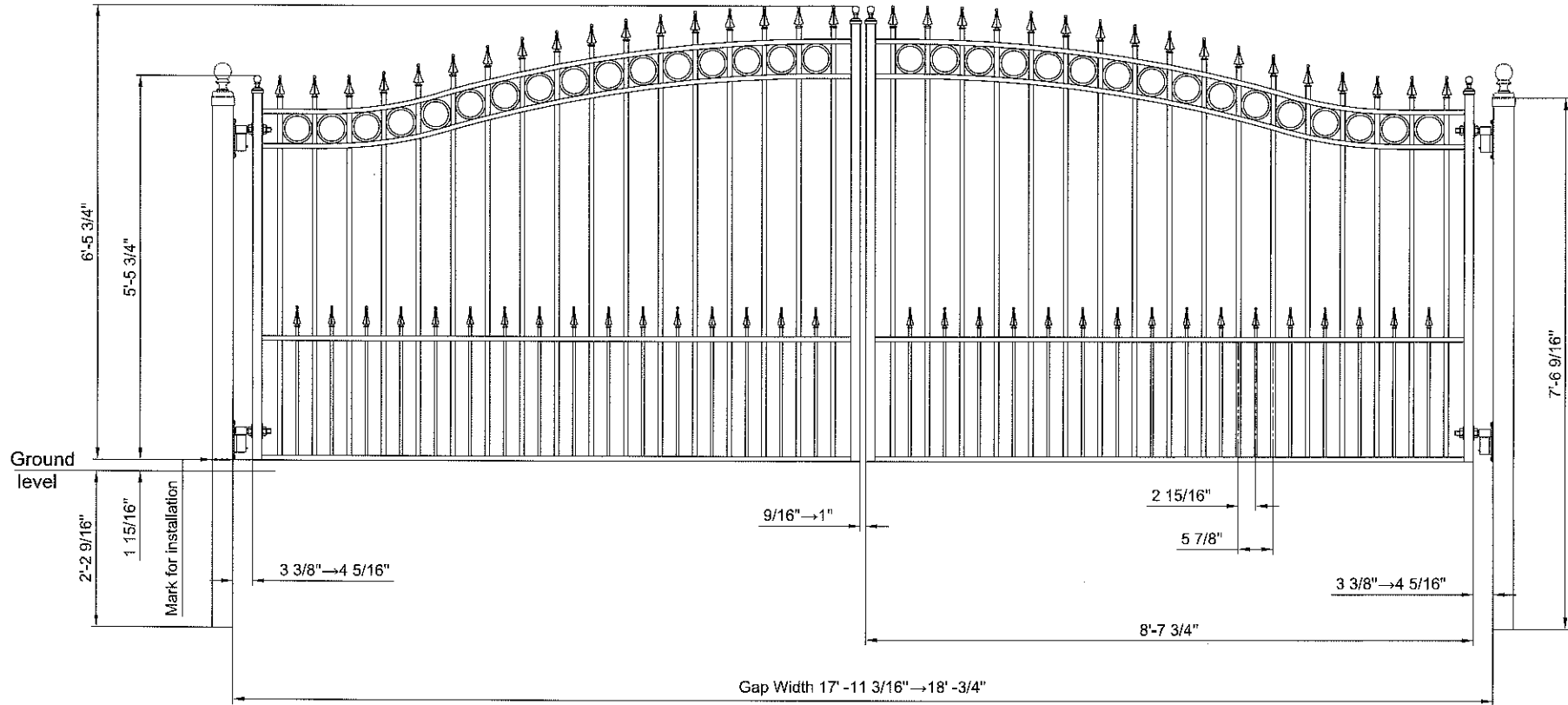
- FULLY HOT DIP GALVANIZED ASTM A123/A 123M-08 (80 → 120 μm THK)
- POWDER COATING : BLACK / SMOOTH / MATTE 25+-5/RAL 9005 (60 → 80 μm THK)

**ACCESSORIES SUPPLIES WITH SET:**

- HINGES x 2 PAIR
- BALL TOP / SPEAR HEAD x 1 SET

**ACCESSORIES ORDER SEPARATELY IF REQUIRED:**

- POST OPTION #1- HINGE POST SET PCE : BALL TOP - 5"x5" x7'6" Long x 2
- POST OPTION #2- HINGE POST SET PCE : BALL TOP - 3.5"x3.5" x7'6" Long x 2
- MANUALLY OPERATED KIT INCLUDES
  - LATCH x 1 SET
  - DROP BOLT x 1 SET



**GATES OF DISTINCTION**

Title : Bi-Parting Swing Driveway Gate SET Style : Corona  
18' Gap Width x 6'6" High

**SPECIFICATION:**

- VERTICAL FRAME : 1 1/2"x1 1/2" SQUARE TUBE
- HORIZONTAL FRAME : 1 1/2"x3/4" RECTANGULAR TUBE
- VERTICAL PICKETS : 3/4"x3/4" SQUARE TUBE

**FINISH SPECIFICATION:**

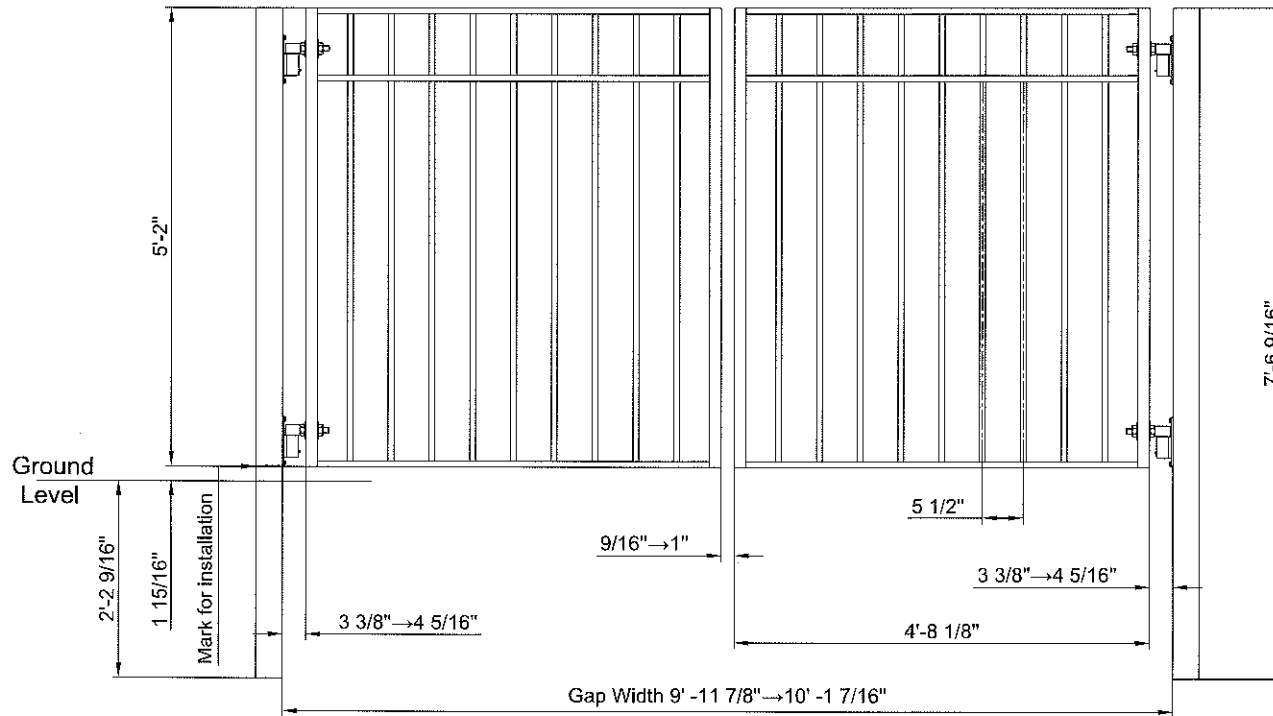
- FULLY HOT DIP GALVANIZED ASTM A123/A 123M-08 (80→120 μm THK)
- POWDER COATING : BLACK / SMOOTH / MATTE 25+-5/RAL 9005 (60→80 μm THK)

**ACCESSORIES SUPPLIES WITH SET:**

- HINGES x 2 PAIR

**ACCESSORIES ORDER SEPARATELY IF REQUIRED:**

- POST OPTION #1- HINGE POST SET PCE : FLAT TOP - 5"x5" x7'6" Long x 2
- POST OPTION #2- HINGE POST SET PCE : FLAT TOP - 3.5"x3.5" x7'6" Long x 2
- MANUALLY OPERATED KIT INCLUDES
  - LATCH x 1 SET
  - DROP BOLT x 1 SET



**GATES OF DISTINCTION**

Title : Bi-Parting Swing Driveway Gate SET Style : Leighton  
10' Gap Width x 5'2" High

**SPECIFICATION:**

- VERTICAL FRAME : 1 1/2"x1 1/2" SQUARE TUBE
- HORIZONTAL FRAME : 1 1/2"x3/4" RECTANGULAR TUBE
- VERTICAL PICKETS : 3/4"x3/4" SQUARE TUBE

**FINISH SPECIFICATION:**

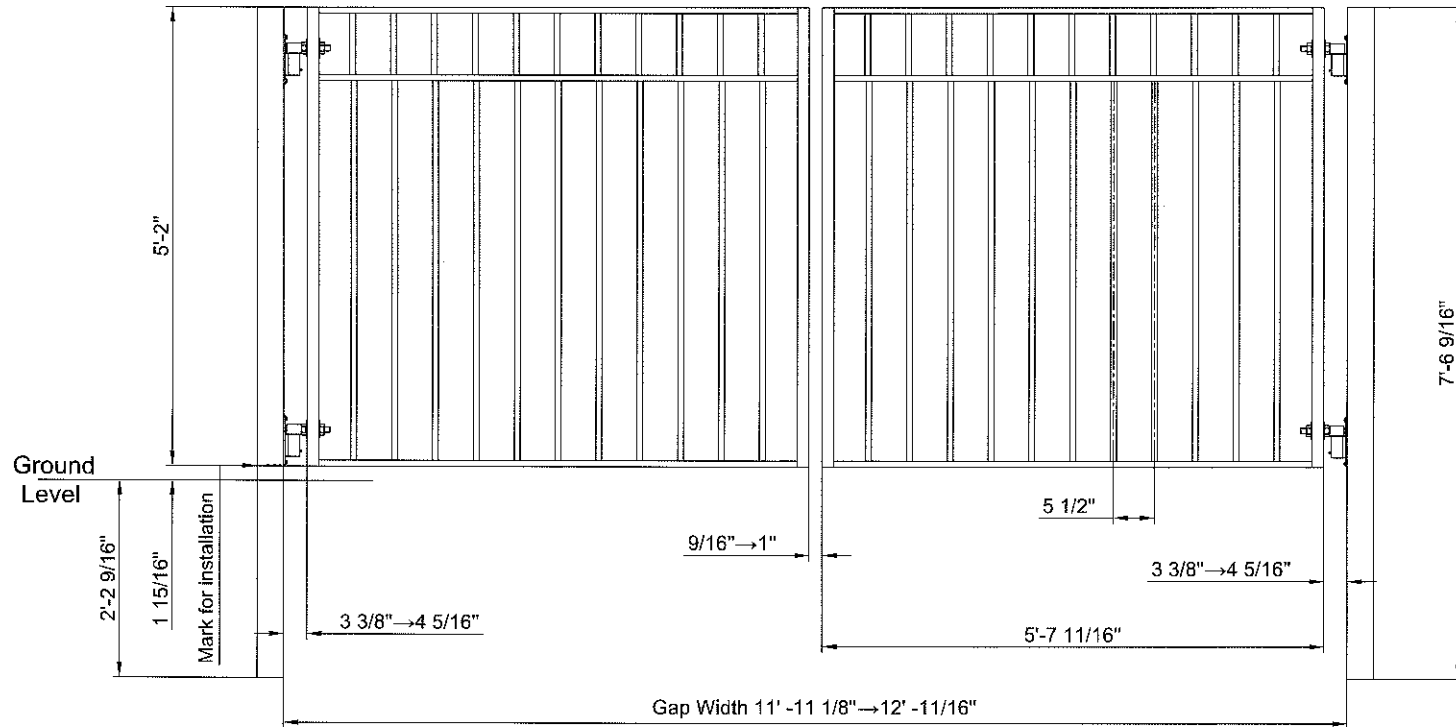
- FULLY HOT DIP GALVANIZED ASTM A123/A 123M-08 (80→120 μm THK)
- POWDER COATING : BLACK / SMOOTH / MATTE 25+5/RAL 9005 (60→80 μm THK)

**ACCESSORIES SUPPLIES WITH SET:**

- HINGES x 2 PAIR

**ACCESSORIES ORDER SEPARATELY IF REQUIRED:**

- POST OPTION #1- HINGE POST SET PCE : FLAT TOP - 5"x5" x7'6" Long x 2
- POST OPTION #2- HINGE POST SET PCE : FLAT TOP - 3.5"x3.5" x7'6" Long x 2
- MANUALLY OPERATED KIT INCLUDES
  - LATCH x 1 SET
  - DROP BOLT x 1 SET



**GATES OF DISTINCTION**

Title : Bi-Parting Swing Driveway Gate SET Style : Leighton  
12' Gap Width x 5'2" High

**SPECIFICATION:**

- VERTICAL FRAME : 1 1/2"x1 1/2" SQUARE TUBE
- HORIZONTAL FRAME : 1 1/2"x3/4" RECTANGULAR TUBE
- VERTICAL PICKETS : 3/4"x3/4" SQUARE TUBE

**FINISH SPECIFICATION:**

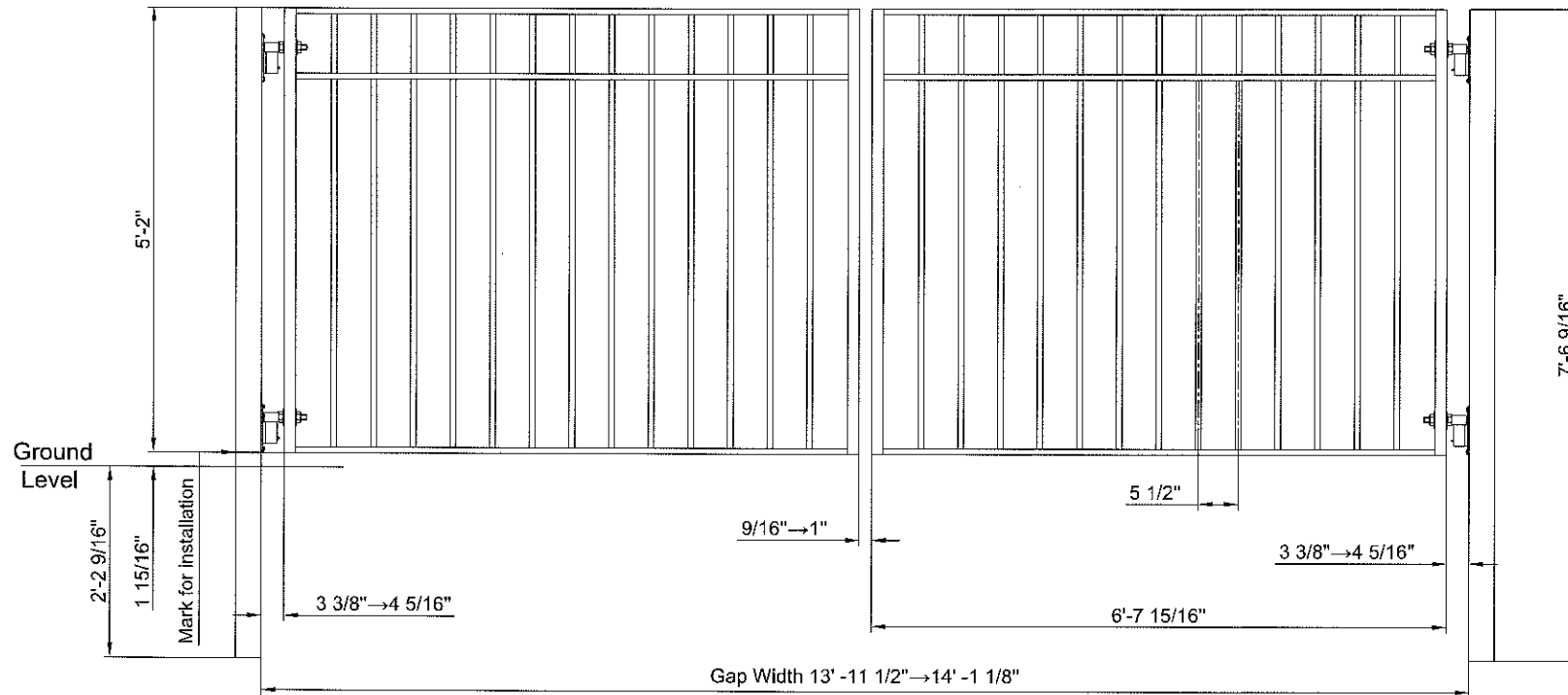
- FULLY HOT DIP GALVANIZED ASTM A123/A 123M-08 (80→120 μm THK)
- POWDER COATING : BLACK / SMOOTH / MATTE 25+-5/RAL 9005 (60→80 μm THK)

**ACCESSORIES SUPPLIES WITH SET:**

- HINGES x 2 PAIR

**ACCESSORIES ORDER SEPARATELY IF REQUIRED:**

- POST OPTION #1- HINGE POST SET PCE : FLAT TOP - 5"x5" x7'6" Long x 2
- POST OPTION #2- HINGE POST SET PCE : FLAT TOP - 3.5"x3.5" x7'6" Long x 2
- MANUALLY OPERATED KIT INCLUDES
  - LATCH x 1 SET
  - DROP BOLT x 1 SET



**GATES OF DISTINCTION**

Title : Bi-Parting Swing Driveway Gate SET Style : Leighton  
14' Gap Width x 5'2" High

**SPECIFICATION:**

- VERTICAL FRAME : 1 1/2"x1 1/2" SQUARE TUBE
- HORIZONTAL FRAME : 1 1/2"x3/4" RECTANGULAR TUBE
- VERTICAL PICKETS : 3/4"x3/4" SQUARE TUBE

**FINISH SPECIFICATION:**

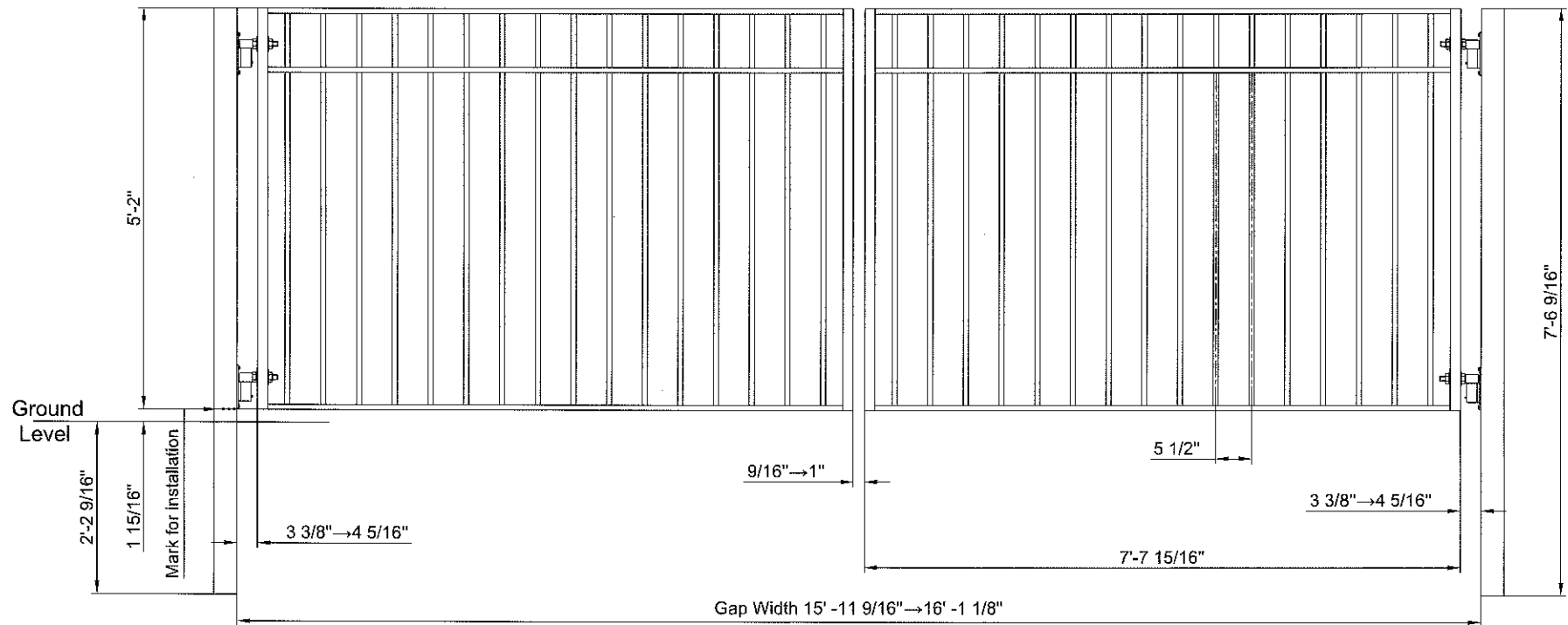
- FULLY HOT DIP GALVANIZED ASTM A123/A 123M-08 (80→120 μm THK)
- POWDER COATING : BLACK / SMOOTH / MATTE 25+/-5/RAL 9005 (60→80 μm THK)

**ACCESSORIES SUPPLIES WITH SET:**

- HINGES x 2 PAIR

**ACCESSORIES ORDER SEPARATELY IF REQUIRED:**

- POST OPTION #1- HINGE POST SET PCE : FLAT TOP - 5"x5" x7'6" Long x 2
- POST OPTION #2- HINGE POST SET PCE : FLAT TOP - 3.5"x3.5" x7'6" Long x 2
- MANUALLY OPERATED KIT INCLUDES
  - LATCH x 1 SET
  - DROP BOLT x 1 SET



**GATES OF DISTINCTION**

Title : Bi-Parting Swing Driveway Gate SET Style : Leighton  
16' Gap Width x 5'2" High

**SPECIFICATION:**

- VERTICAL FRAME : 1 1/2"x1 1/2" SQUARE TUBE
- HORIZONTAL FRAME : 1 1/2"x3/4" RECTANGULAR TUBE
- VERTICAL PICKETS : 3/4"x3/4" SQUARE TUBE

**FINISH SPECIFICATION:**

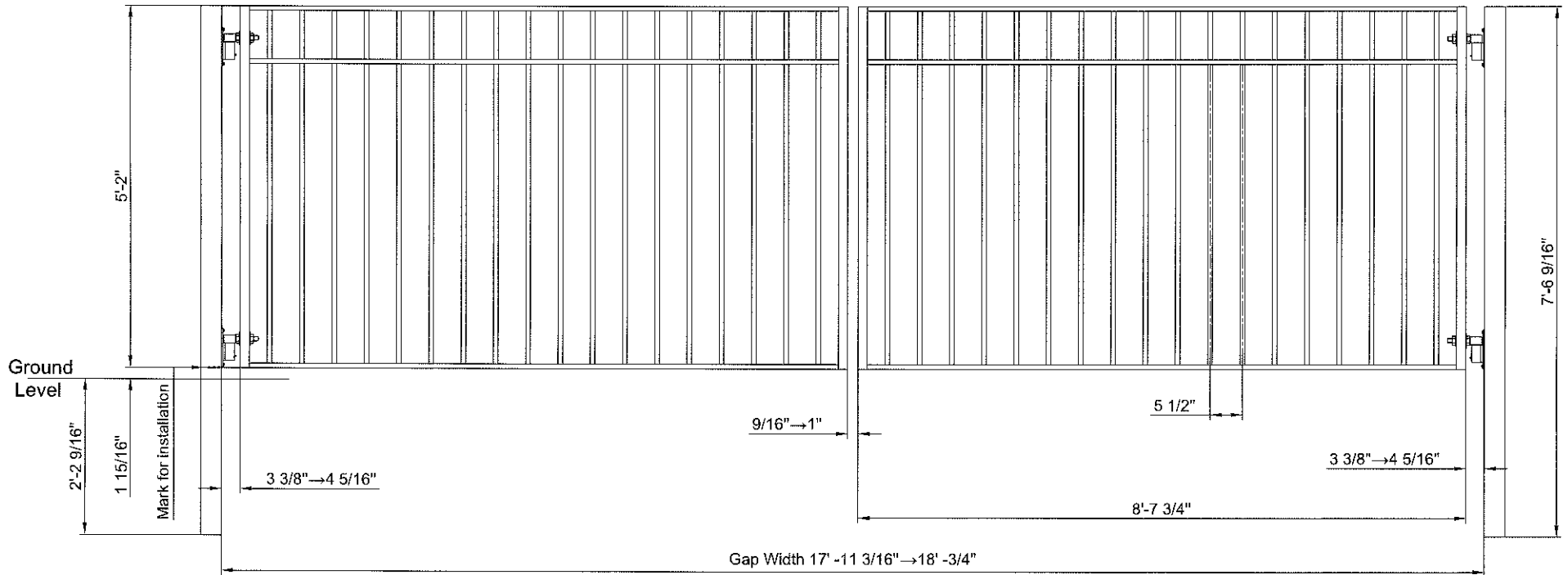
- FULLY HOT DIP GALVANIZED ASTM A123/A 123M-08 (80→120 μm THK)
- POWDER COATING : BLACK / SMOOTH / MATTE 25+5/RAL 9005 (60→80 μm THK)

**ACCESSORIES SUPPLIES WITH SET:**

- HINGES x 2 PAIR

**ACCESSORIES ORDER SEPARATELY IF REQUIRED:**

- POST OPTION #1- HINGE POST SET PCE : FLAT TOP - 5"x5" x7'6" Long x 2
- POST OPTION #2- HINGE POST SET PCE : FLAT TOP - 3.5"x3.5" x7'6" Long x 2
- MANUALLY OPERATED KIT INCLUDES
  - LATCH x 1 SET
  - DROP BOLT x 1 SET



**GATES OF DISTINCTION**

Title : Bi-Parting Swing Driveway Gate SET Style : Leighton  
18' Gap Width x 5'2" High



**SPECIFICATION:**

- VERTICAL FRAME : 1 1/2"x1 1/2" SQUARE TUBE
- HORIZONTAL FRAME : 1 1/2"x3/4" RECTANGULAR TUBE
- VERTICAL PICKETS : 3/4"x3/4" SQUARE TUBE

**FINISH SPECIFICATION:**

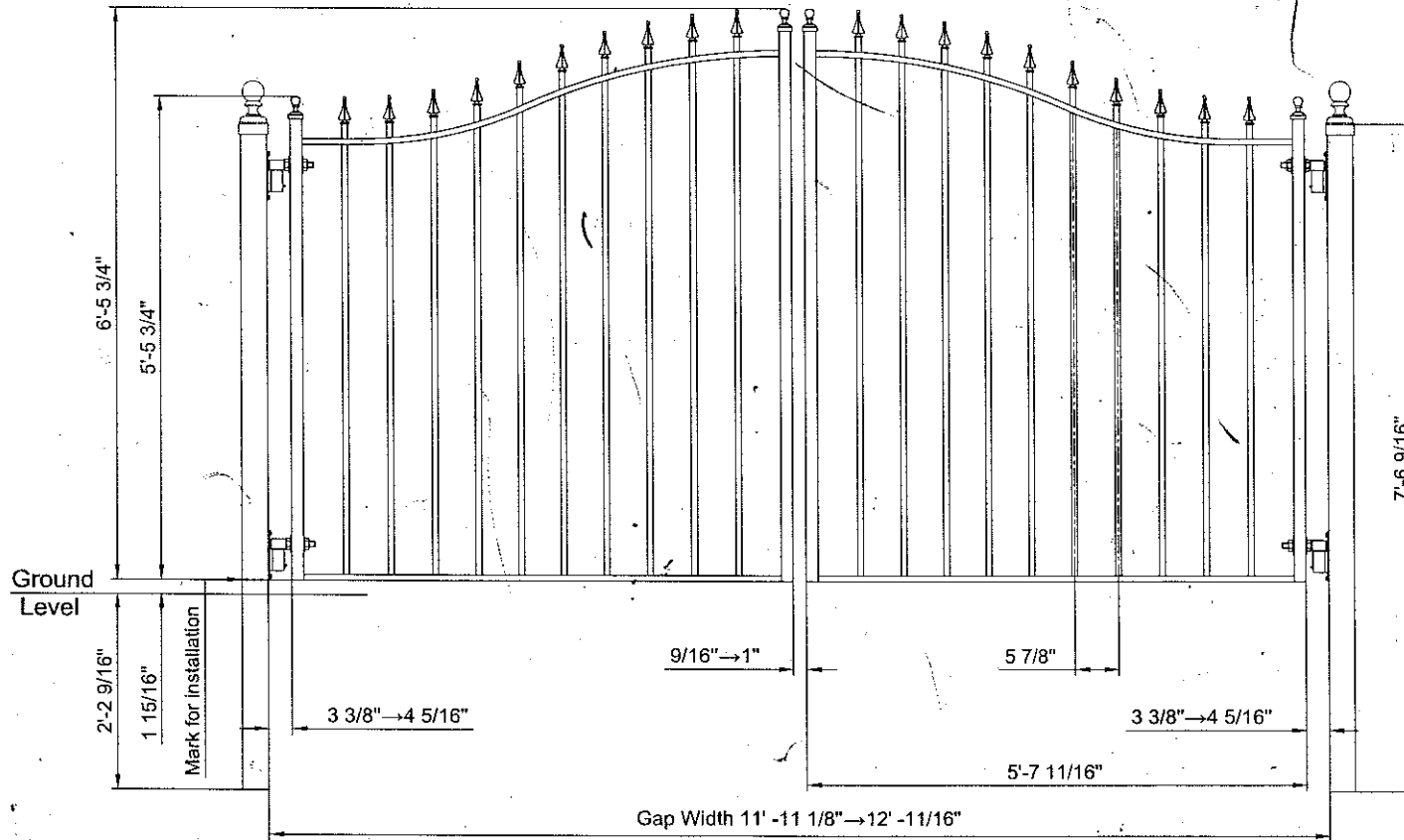
- FULLY HOT DIP GALVANIZED ASTM A123/A 123M-08 (80→120 μm THK)
- POWDER COATING : BLACK / SMOOTH / MATTE 25+/-5/RAL 9005 (60→80 μm THK)

**ACCESSORIES SUPPLIES WITH SET:**

- HINGES x 2 PAIR
- BALL TOP / SPEAR HEAD x 1 SET

**ACCESSORIES ORDER SEPARATELY IF REQUIRED:**

- POST OPTION #1- HINGE POST SET PCE : BALL TOP - 5"x5" x7'6" Long x 2
- POST OPTION #2- HINGE POST SET PCE : BALL TOP - 3.5"x3.5" x7'6" Long x 2
- MANUALLY OPERATED KIT INCLUDES
  - LATCH x 1 SET
  - DROP BOLT x 1 SET



**GATES OF DISTINCTION**

Title : Bi-Parting Swing Driveway Gate SET Style : Archer  
12' Gap Width x 6'6" High

**SPECIFICATION:**

- VERTICAL FRAME : 1 1/2"x1 1/2" SQUARE TUBE
- HORIZONTAL FRAME : 1 1/2"x3/4" RECTANGULAR TUBE
- VERTICAL PICKETS : 3/4"x3/4" SQUARE TUBE

**FINISH SPECIFICATION:**

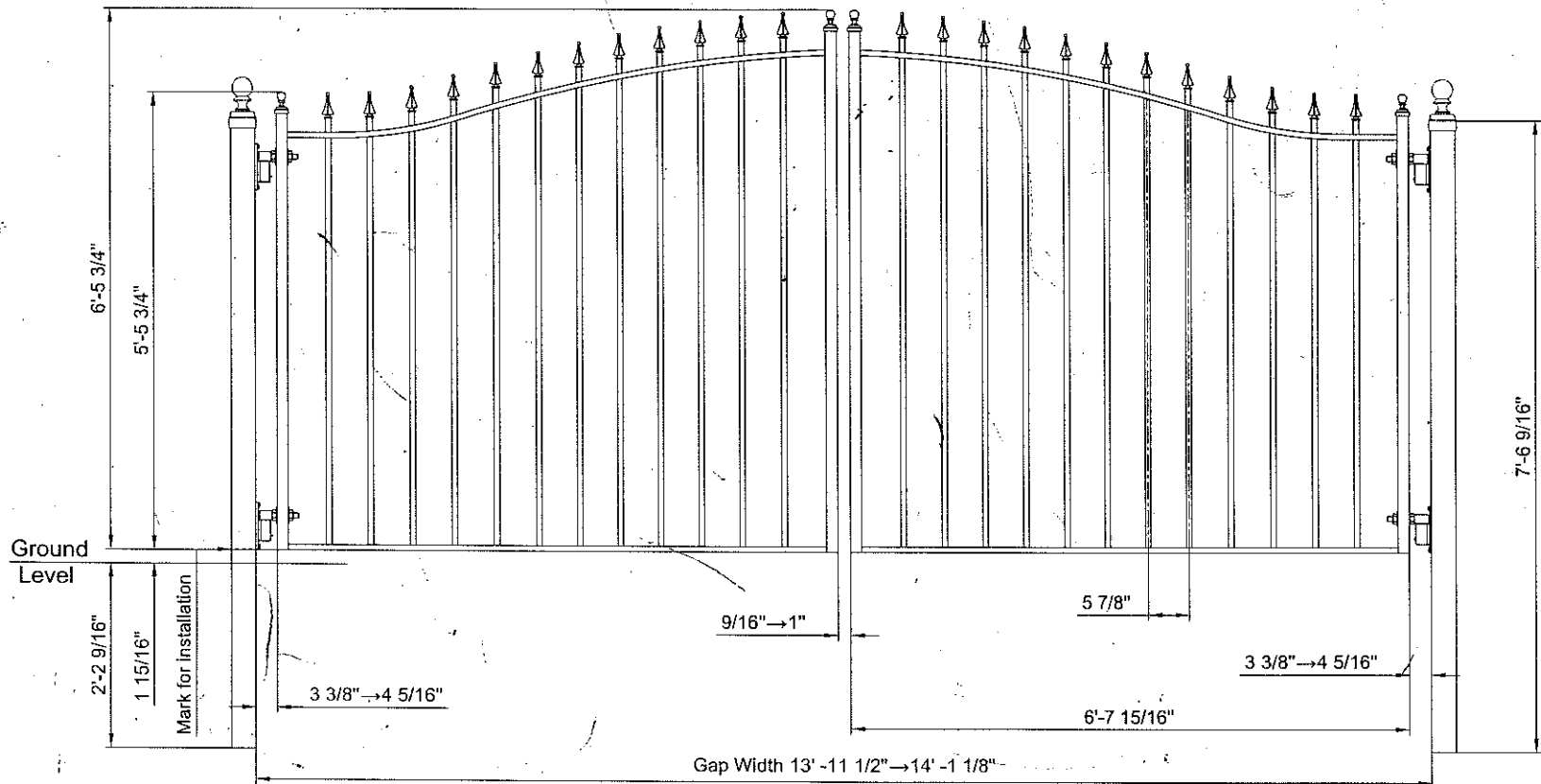
- FULLY HOT DIP GALVANIZED ASTM A123/A 123M-08 (80→120 μm THK)
- POWDER COATING : BLACK / SMOOTH / MATTE 25+-5/RAL 9005 (60→80 μm THK)

**ACCESSORIES SUPPLIES WITH SET:**

- HINGES x 2 PAIR
- BALL TOP / SPEAR HEAD x 1 SET

**ACCESSORIES ORDER SEPARATELY IF REQUIRED:**

- POST OPTION #1- HINGE POST SET PCE : BALL TOP - 5"x5" x7'6" Long x 2
- POST OPTION #2- HINGE POST SET PCE : BALL TOP - 3.5"x3.5" x7'6" Long x 2
- MANUALLY OPERATED KIT INCLUDES
  - LATCH x 1 SET
  - DROP BOLT x 1 SET



**GATES OF DISTINCTION**

Title : Bi-Parting Swing Driveway Gate SET Style : Archer  
14' Gap Width x 6'6" High

**SPECIFICATION:**

- VERTICAL FRAME : 1 1/2"x1 1/2" SQUARE TUBE
- HORIZONTAL FRAME : 1 1/2"x3/4" RECTANGULAR TUBE
- VERTICAL PICKETS : 3/4"x3/4" SQUARE TUBE

**FINISH SPECIFICATION:**

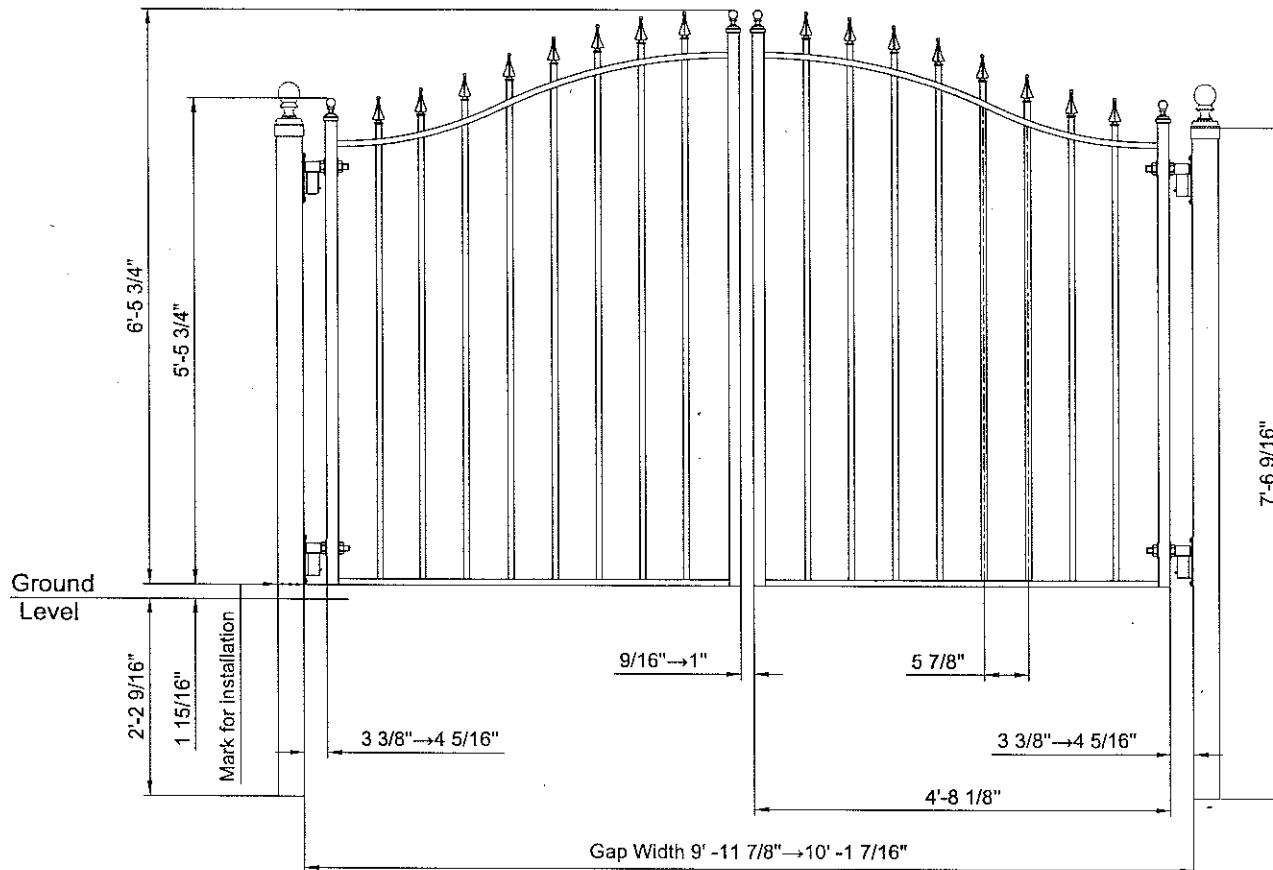
- FULLY HOT DIP GALVANIZED ASTM A123/A 123M-08 (80→120 μm THK)
- POWDER COATING : BLACK / SMOOTH / MATTE 25+5/RAL 9005 (60→80 μm THK)

**ACCESSORIES SUPPLIES WITH SET:**

- HINGES x 2 PAIR
- BALL TOP / SPEAR HEAD x 1 SET

**ACCESSORIES ORDER SEPARATELY IF REQUIRED:**

- POST OPTION #1- HINGE POST SET PCE : BALL TOP - 5"x5" x7'6" Long x 2
- POST OPTION #2- HINGE POST SET PCE : BALL TOP - 3.5"x3.5" x7'6" Long x 2
- MANUALLY OPERATED KIT INCLUDES
  - LATCH x 1 SET
  - DROP BOLT x 1 SET



**GATES OF DISTINCTION**

Title : Bi-Parting Swing Driveway Gate SET Style : Archer  
10' Gap Width x 6'6" High

**SPECIFICATION:**

- VERTICAL FRAME : 1 1/2"x1 1/2" SQUARE TUBE
- HORIZONTAL FRAME : 1 1/2"x3/4" RECTANGULAR TUBE
- VERTICAL PICKETS : 3/4"x3/4" SQUARE TUBE
- DOG PICKETS : 1/2"x1/2" SQUARE TUBE
- DECORATION : 3/8"x3/8" SOLID BAR

**FINISH SPECIFICATION:**

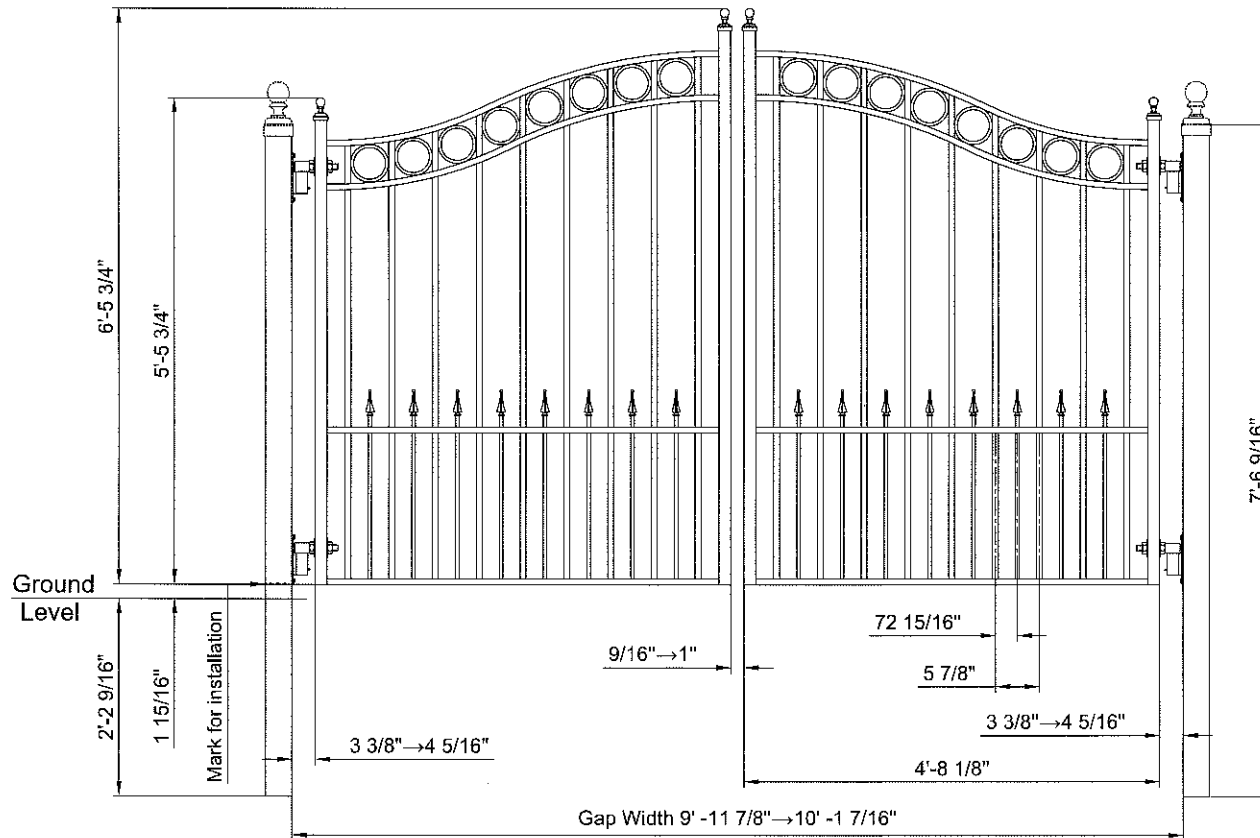
- FULLY HOT DIP GALVANIZED ASTM A123/A 123M-08 (80→120 μm THK)
- POWDER COATING : BLACK / SMOOTH / MATTE 25+-5/RAL 9005 (60→80 μm THK)

**ACCESSORIES SUPPLIES WITH SET:**

- HINGES x 2 PAIR
- BALL TOP / SPEAR HEAD x 1 SET

**ACCESSORIES ORDER SEPARATELY IF REQUIRED:**

- POST OPTION #1- HINGE POST SET PCE : BALL TOP - 5"x5" x7'6" Long x 2
- POST OPTION #2- HINGE POST SET PCE : BALL TOP - 3.5"x3.5" x7'6" Long x 2
- MANUALLY OPERATED KIT INCLUDES
  - LATCH x 1 SET
  - DROP BOLT x 1 SET



**GATES OF DISTINCTION**

Title : Bi-Parting Swing Driveway Gate SET Style : Napa  
10' Gap Width x 6'6" High

**SPECIFICATION:**

- VERTICAL FRAME : 1 1/2"x1 1/2" SQUARE TUBE
- HORIZONTAL FRAME : 1 1/2"x3/4" RECTANGULAR TUBE
- VERTICAL PICKETS : 3/4"x3/4" SQUARE TUBE
- DOG PICKETS : 1/2"x1/2" SQUARE TUBE
- DECORATION : 3/8"x3/8" SOLID BAR

**FINISH SPECIFICATION:**

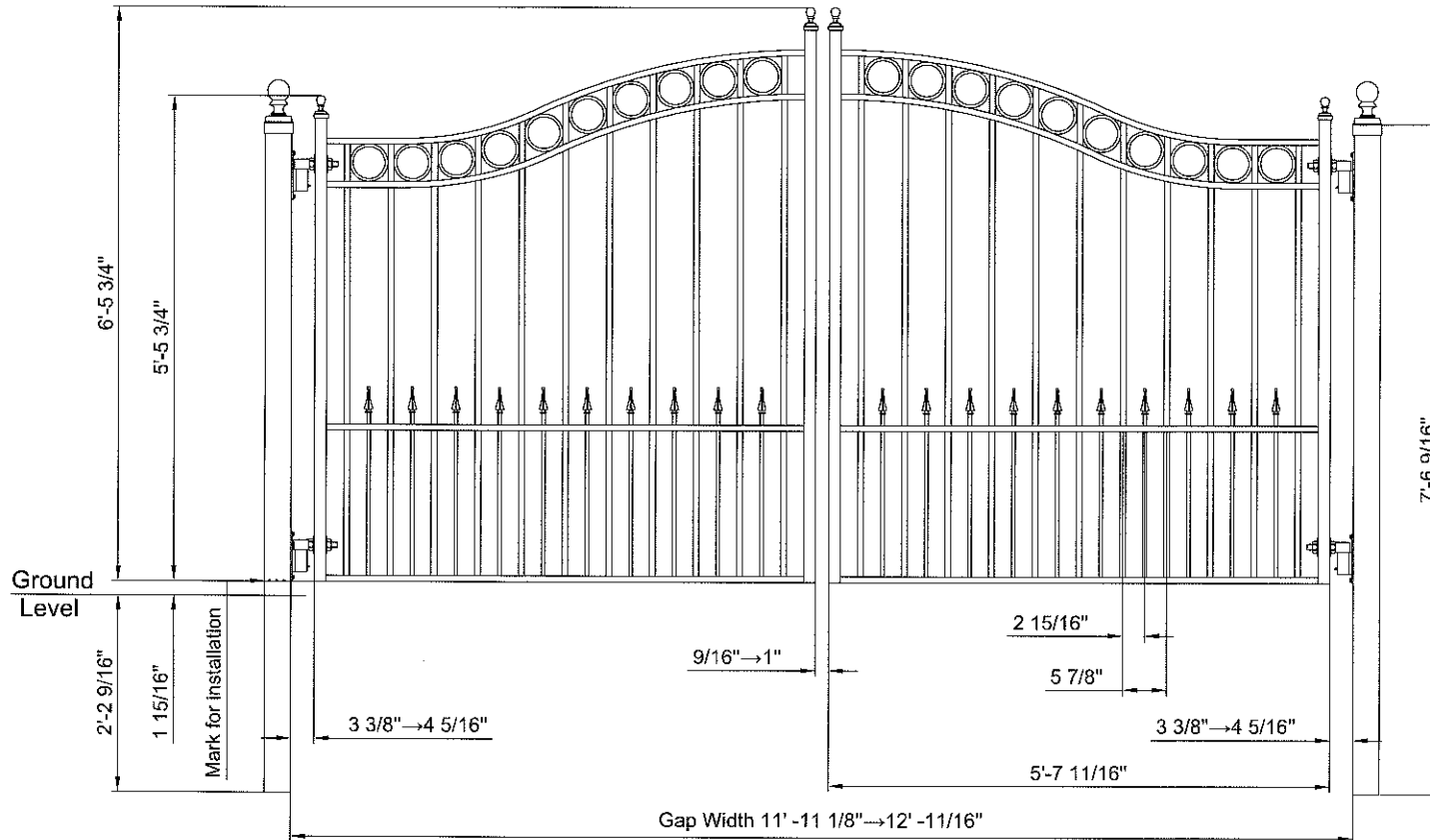
- FULLY HOT DIP GALVANIZED ASTM A123/A 123M-08 (80→120 μm THK)
- POWDER COATING : BLACK / SMOOTH / MATTE 25+-5/RAL 9005 (60→80 μm THK)

**ACCESSORIES SUPPLIES WITH SET:**

- HINGES x 2 PAIR
- BALL TOP / SPEAR HEAD x 1 SET

**ACCESSORIES ORDER SEPARATELY IF REQUIRED:**

- POST OPTION #1- HINGE POST SET PCE : BALL TOP - 5"x5" x7'6" Long x 2
- POST OPTION #2- HINGE POST SET PCE : BALL TOP - 3.5"x3.5" x7'6" Long x 2
- MANUALLY OPERATED KIT INCLUDES
  - LATCH x 1 SET
  - DROP BOLT x 1 SET



**GATES OF DISTINCTION**

Title : Bi-Parting Swing Driveway Gate SET Style : Napa  
12' Gap Width x 6'6" High

**SPECIFICATION:**

- VERTICAL FRAME : 1 1/2"x1 1/2" SQUARE TUBE
- HORIZONTAL FRAME : 1 1/2"x3/4" RECTANGULAR TUBE
- VERTICAL PICKETS : 3/4"x3/4" SQUARE TUBE
- DOG PICKETS : 1/2"x1/2" SQUARE TUBE
- DECORATION : 3/8"x3/8" SOLID BAR

**FINISH SPECIFICATION:**

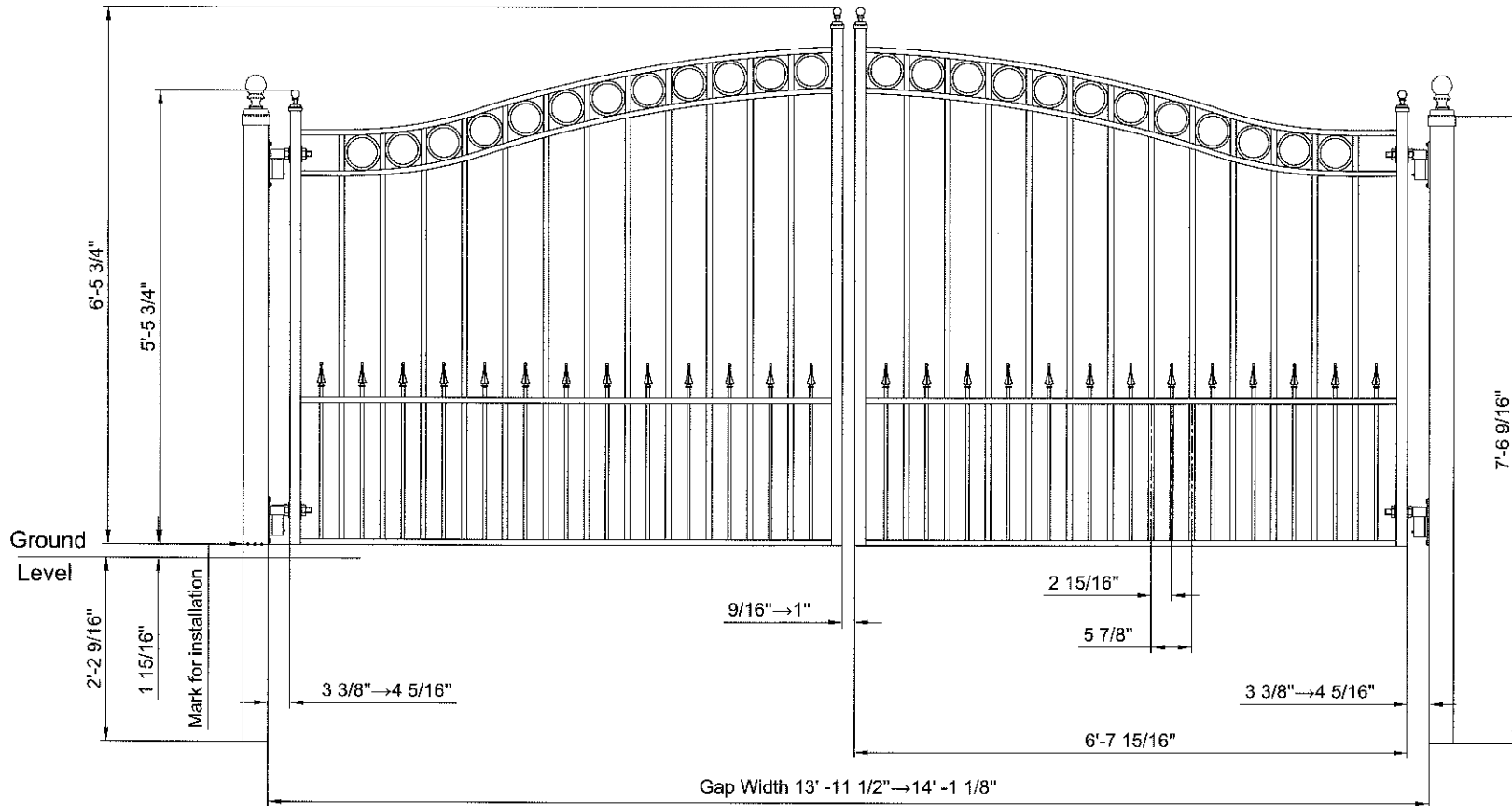
- FULLY HOT DIP GALVANIZED ASTM A123/A 123M-08 (80→120 μm THK)
- POWDER COATING : BLACK / SMOOTH / MATTE 25+-5/RAL 9005 (60→80 μm THK)

**ACCESSORIES SUPPLIES WITH SET:**

- HINGES x 2 PAIR
- BALL TOP / SPEAR HEAD x 1 SET

**ACCESSORIES ORDER SEPARATELY IF REQUIRED:**

- POST OPTION #1- HINGE POST SET PCE : BALL TOP - 5"x5" x7'6" Long x 2
- POST OPTION #2- HINGE POST SET PCE : BALL TOP - 3.5"x3.5" x7'6" Long x 2
- MANUALLY OPERATED KIT INCLUDES
  - LATCH x 1 SET
  - DROP BOLT x 1 SET



**GATES OF DISTINCTION**

Title : Bi-Parting Swing Driveway Gate SET Style : Napa  
14' Gap Width x 6'6" High

**SPECIFICATION:**

- VERTICAL FRAME : 1 1/2"x1 1/2" SQUARE TUBE
- HORIZONTAL FRAME : 1 1/2"x3/4" RECTANGULAR TUBE
- VERTICAL PICKETS : 3/4"x3/4" SQUARE TUBE
- DOG PICKETS : 1/2"x1/2" SQUARE TUBE
- DECORATION : 3/8"x3/8" SOLID BAR

**FINISH SPECIFICATION:**

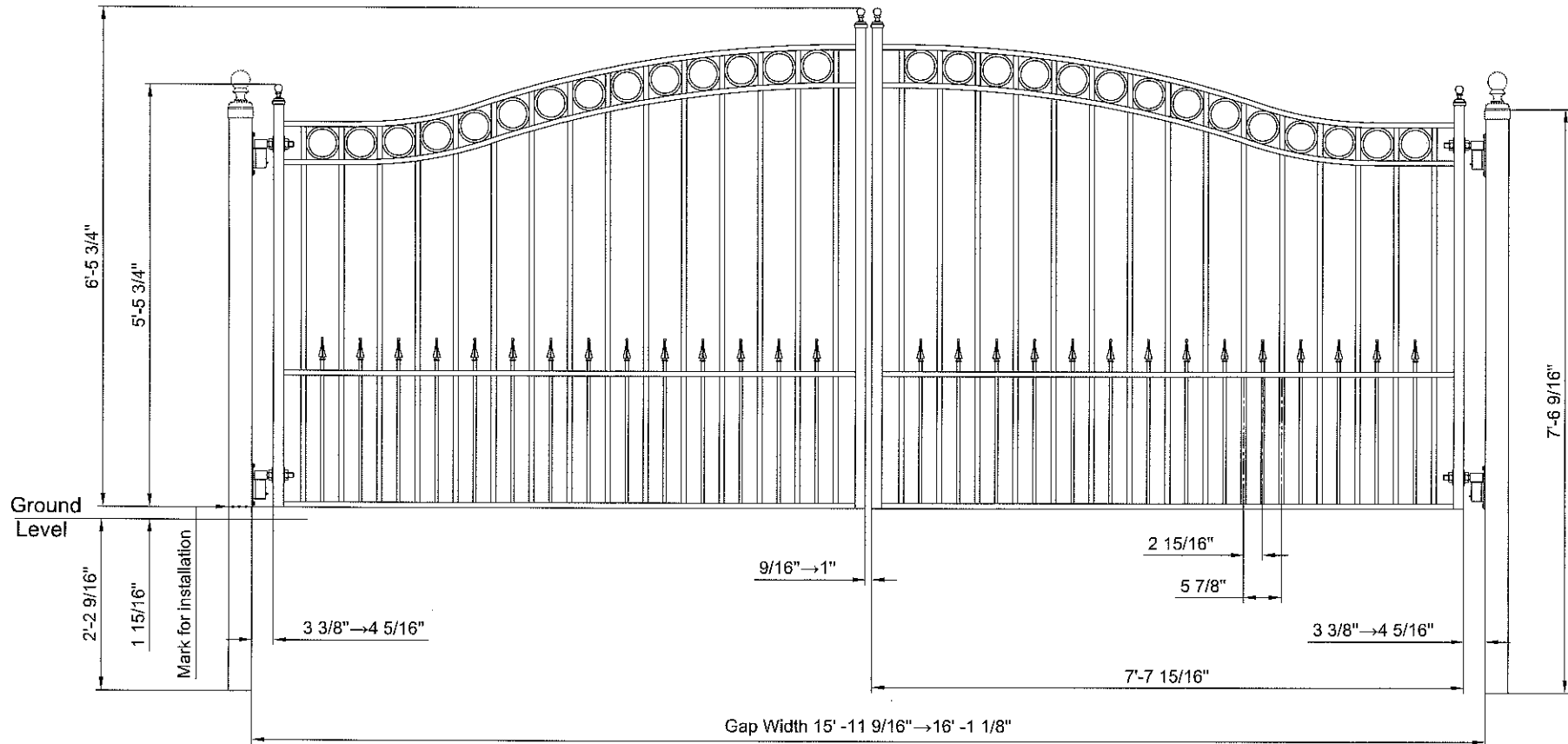
- FULLY HOT DIP GALVANIZED ASTM A123/A 123M-08 (80→120 μm THK)
- POWDER COATING : BLACK / SMOOTH / MATTE 25+-5/RAL 9005 (60→80 μm THK)

**ACCESSORIES SUPPLIES WITH SET:**

- HINGES x 2 PAIR
- BALL TOP / SPEAR HEAD x 1 SET

**ACCESSORIES ORDER SEPARATELY IF REQUIRED:**

- POST OPTION #1- HINGE POST SET PCE : BALL TOP - 5"x5" x7'6" Long x 2
- POST OPTION #2- HINGE POST SET PCE : BALL TOP - 3.5"x3.5" x7'6" Long x 2
- MANUALLY OPERATED KIT INCLUDES
  - LATCH x 1 SET
  - DROP BOLT x 1 SET



**GATES OF DISTINCTION**

Title : Bi-Parting Swing Driveway Gate SET Style : Napa  
16' Gap Width x 6'6" High

**SPECIFICATION:**

- VERTICAL FRAME : 1 1/2"x1 1/2" SQUARE TUBE
- HORIZONTAL FRAME : 1 1/2"x3/4" RECTANGULAR TUBE
- VERTICAL PICKETS : 3/4"x3/4" SQUARE TUBE
- DOG PICKETS : 1/2"x1/2" SQUARE TUBE
- DECORATION : 3/8"x3/8" SOLID BAR

**FINISH SPECIFICATION:**

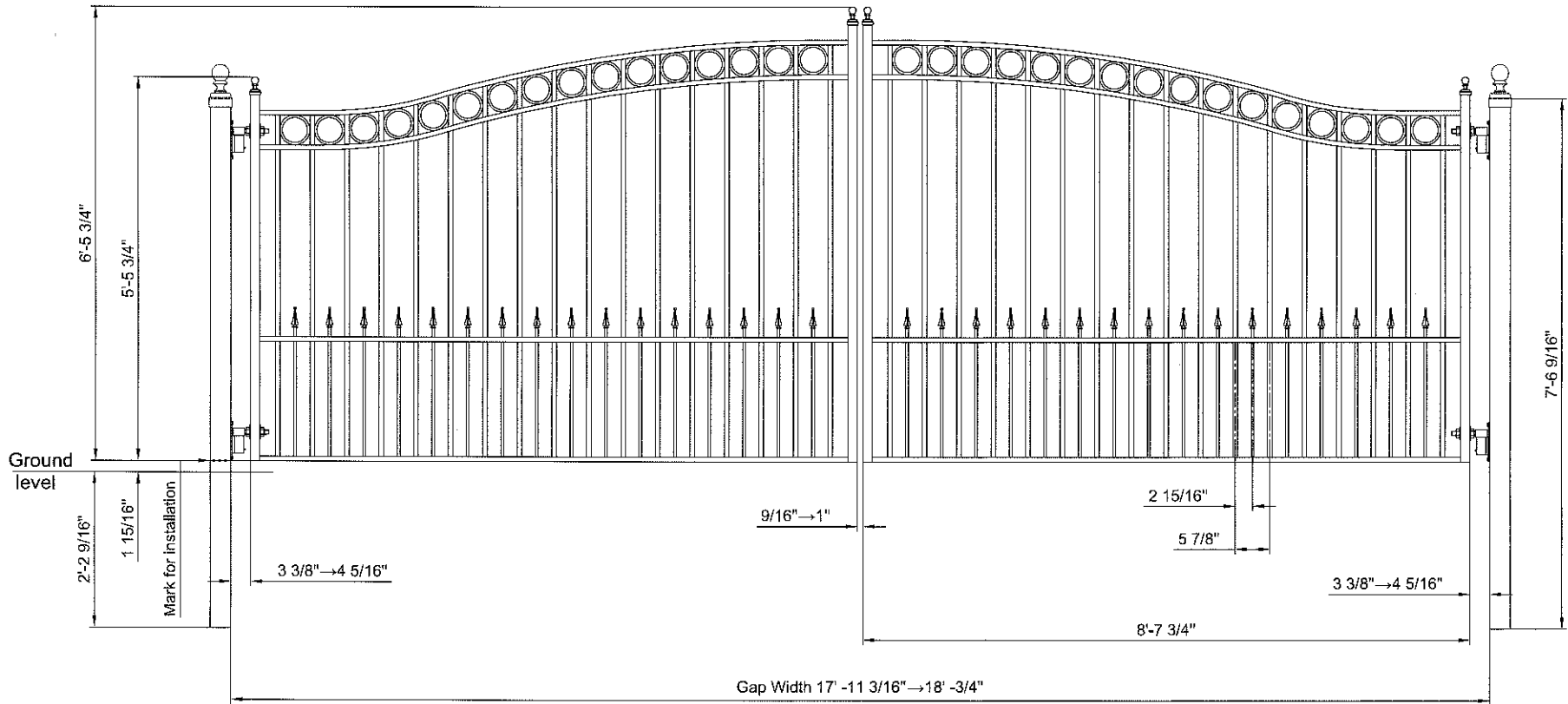
- FULLY HOT DIP GALVANIZED ASTM A123/A 123M-08 (80 → 120 μm THK)
- POWDER COATING : BLACK / SMOOTH / MATTE 25+-5/RAL 9005 (60 → 80 μm THK)

**ACCESSORIES SUPPLIES WITH SET:**

- HINGES x 2 PAIR
- BALL TOP / SPEAR HEAD x 1 SET

**ACCESSORIES ORDER SEPARATELY IF REQUIRED:**

- POST OPTION #1- HINGE POST SET PCE : BALL TOP - 5"x5" x7'6" Long x 2
- POST OPTION #2- HINGE POST SET PCE : BALL TOP - 3.5"x3.5" x7'6" Long x 2
- MANUALLY OPERATED KIT INCLUDES
  - LATCH x 1 SET
  - DROP BOLT x 1 SET



**GATES OF DISTINCTION**

Title : Bi-Parting Swing Driveway Gate SET Style : Napa  
18' Gap Width x 6'6" High



**SPECIFICATION:**

- VERTICAL FRAME : 1 1/2"x1 1/2" SQUARE TUBE
- HORIZONTAL FRAME : 1 1/2"x3/4" RECTANGULAR TUBE
- VERTICAL PICKETS : 3/4"x3/4" SQUARE TUBE
- DOG PICKETS : 1/2"x1/2" SQUARE TUBE
- DECORATION : 3/8"x3/8" SOLID BAR  
0.5"x0.2" FLAT BAR

**FINISH SPECIFICATION:**

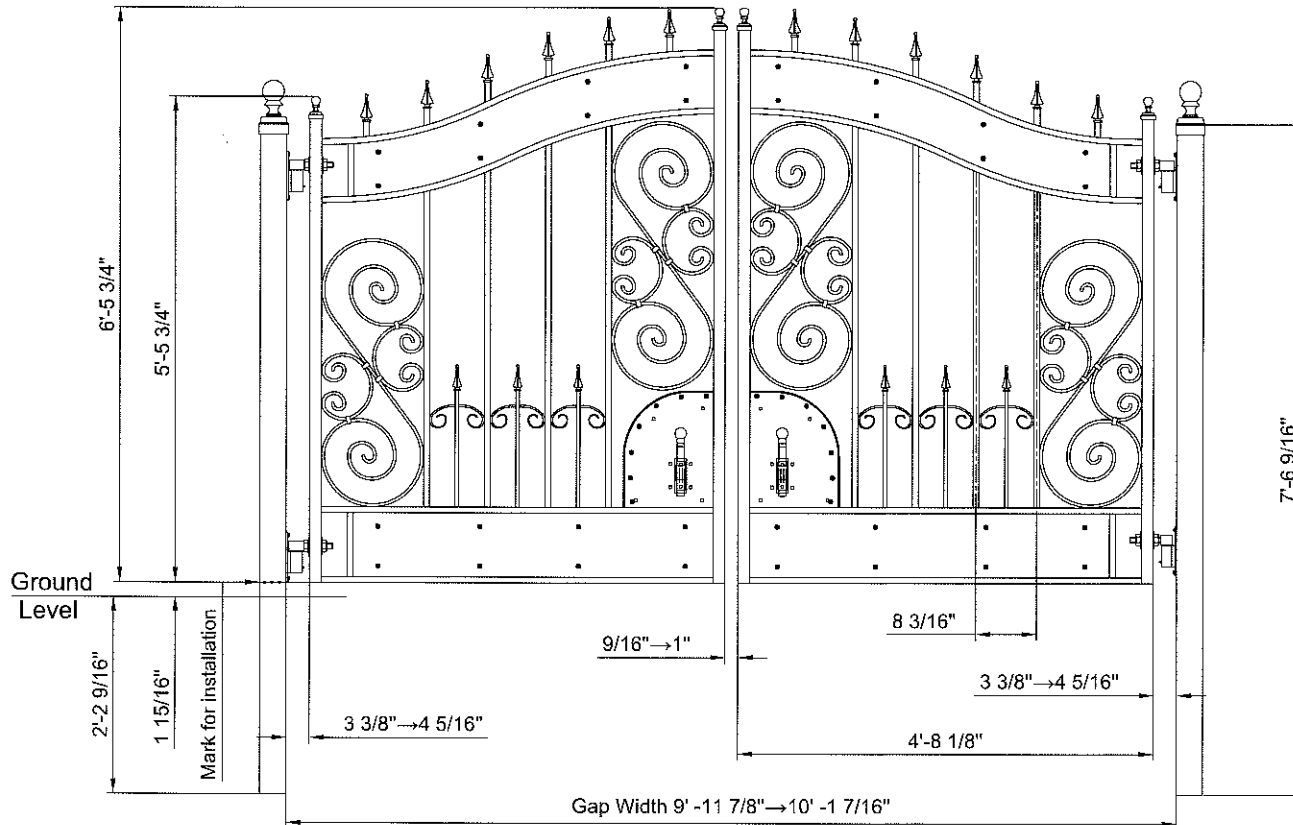
- FULLY HOT DIP GALVANIZED ASTM A123/A 123M-08 (80→120 μm THK)
- POWDER COATING : BLACK / SMOOTH / MATTE 25+-5/RAL 9005 (60→80 μm THK)

**ACCESSORIES SUPPLIES WITH SET:**

- HINGES x 2 PAIR
- BALL TOP / SPEAR HEAD x 1 SET

**ACCESSORIES ORDER SEPARATELY IF REQUIRED:**

- POST OPTION #1- HINGE POST SET PCE : BALL TOP - 5"x5" x7'6" Long x 2
- POST OPTION #2- HINGE POST SET PCE : BALL TOP - 3.5"x3.5" x7'6" Long x 2
- MANUALLY OPERATED KIT INCLUDES
  - LATCH x 1 SET
  - DROP BOLT x 1 SET



**GATES OF DISTINCTION**

Title : Bi-Parting Swing Driveway Gate SET Style : Royale  
10' Gap Width x 6'6" High

**SPECIFICATION:**

- VERTICAL FRAME : 1 1/2"x1 1/2" SQUARE TUBE
- HORIZONTAL FRAME : 1 1/2"x3/4" RECTANGULAR TUBE
- VERTICAL PICKETS : 3/4"x3/4" SQUARE TUBE
- DOG PICKETS : 1/2"x1/2" SQUARE TUBE
- DECORATION : 3/8"x3/8" SOLID BAR  
0.5"x0.2" FLAT BAR

**FINISH SPECIFICATION:**

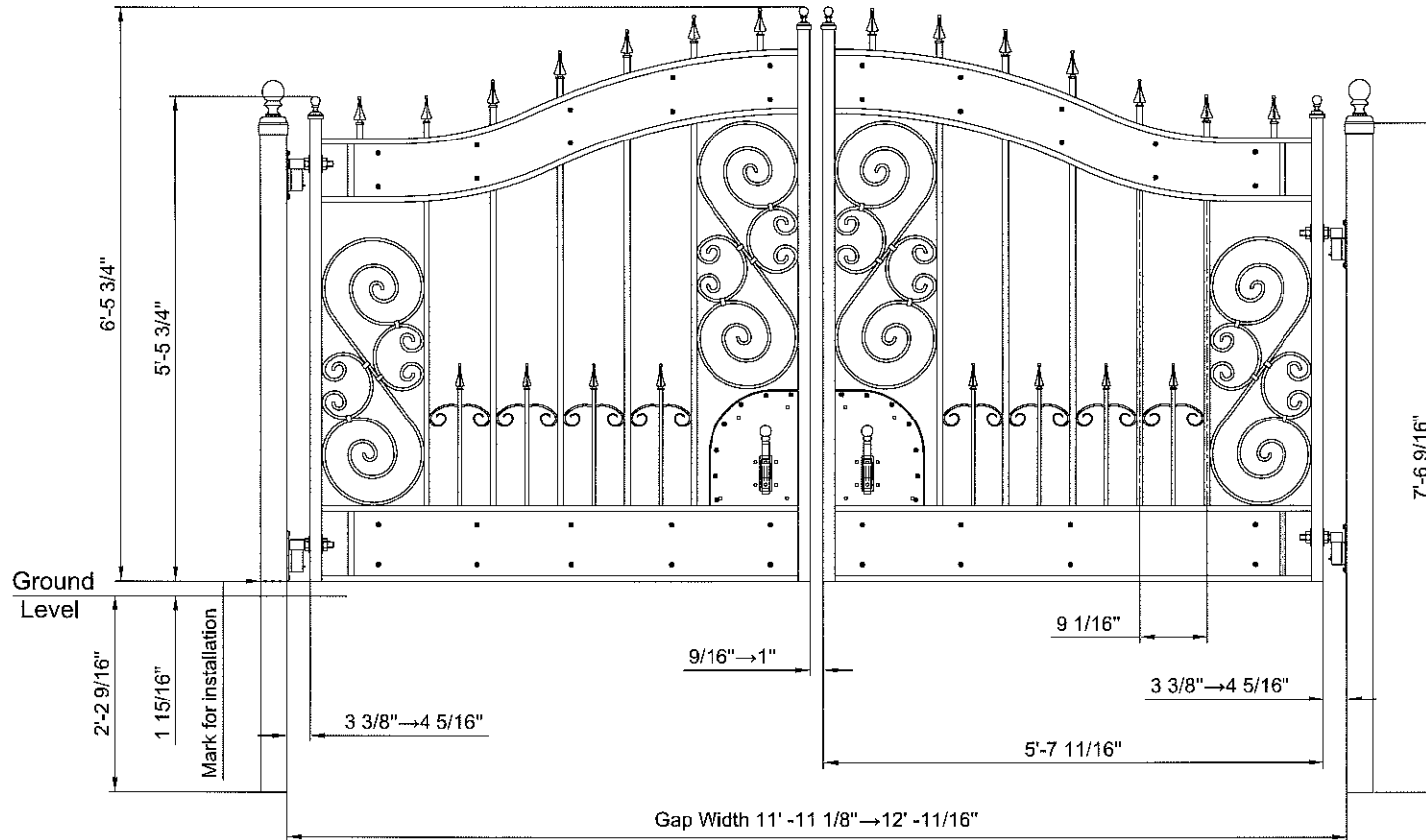
- FULLY HOT DIP GALVANIZED ASTM A123/A 123M-08 (80→120 μm THK)
- POWDER COATING : BLACK / SMOOTH / MATTE 25+5/RAL 9005 (60→80 μm THK)

**ACCESSORIES SUPPLIES WITH SET:**

- HINGES x 2 PAIR
- BALL TOP / SPEAR HEAD x 1 SET

**ACCESSORIES ORDER SEPARATELY IF REQUIRED:**

- POST OPTION #1- HINGE POST SET PCE : BALL TOP - 5"x5" x7'6" Long x 2
- POST OPTION #2- HINGE POST SET PCE : BALL TOP - 3.5"x3.5" x7'6" Long x 2
- MANUALLY OPERATED KIT INCLUDES
  - LATCH x 1 SET
  - DROP BOLT x 1 SET



**GATES OF DISTINCTION**

Title : Bi-Parting Swing Driveway Gate SET Style : Royale  
12' Gap Width x 6'6" High

**SPECIFICATION:**

- VERTICAL FRAME : 1 1/2"x1 1/2" SQUARE TUBE
- HORIZONTAL FRAME : 1 1/2"x3/4" RECTANGULAR TUBE
- VERTICAL PICKETS : 3/4"x3/4" SQUARE TUBE
- DOG PICKETS : 1/2"x1/2" SQUARE TUBE
- DECORATION : 3/8"x3/8" SOLID BAR  
0.5"x0.2" FLAT BAR

**FINISH SPECIFICATION:**

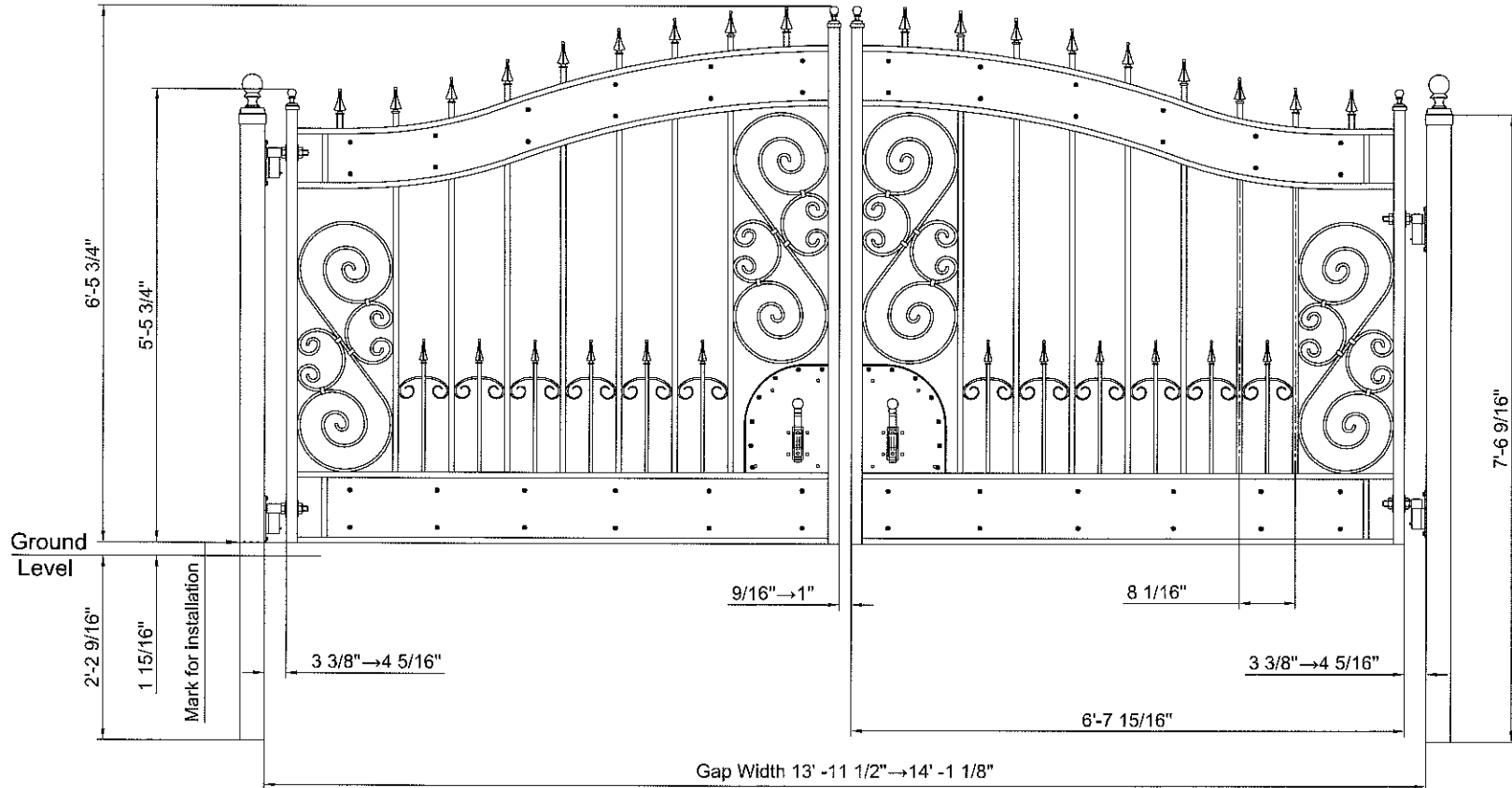
- FULLY HOT DIP GALVANIZED ASTM A123/A 123M-08 (80→120 μm THK)
- POWDER COATING : BLACK / SMOOTH / MATTE 25+-5/RAL 9005 (60→80 μm THK)

**ACCESSORIES SUPPLIES WITH SET:**

- HINGES x 2 PAIR
- BALL TOP / SPEAR HEAD x 1 SET

**ACCESSORIES ORDER SEPARATELY IF REQUIRED:**

- POST OPTION #1- HINGE POST SET PCE : BALL TOP - 5"x5" x7'6" Long x 2
- POST OPTION #2- HINGE POST SET PCE : BALL TOP - 3.5"x3.5" x7'6" Long x 2
- MANUALLY OPERATED KIT INCLUDES
  - LATCH x 1 SET
  - DROP BOLT x 1 SET



**GATES OF DISTINCTION**

Title : Bi-Parting Swing Driveway Gate SET Style : Royale  
14' Gap Width x 6'6" High

**SPECIFICATION:**

- VERTICAL FRAME : 1 1/2"x1 1/2" SQUARE TUBE
- HORIZONTAL FRAME : 1 1/2"x3/4" RECTANGULAR TUBE
- VERTICAL PICKETS : 3/4"x3/4" SQUARE TUBE
- DOG PICKETS : 1/2"x1/2" SQUARE TUBE
- DECORATION : 3/8"x3/8" SOLID BAR  
0.5"x0.2" FLAT BAR

**FINISH SPECIFICATION:**

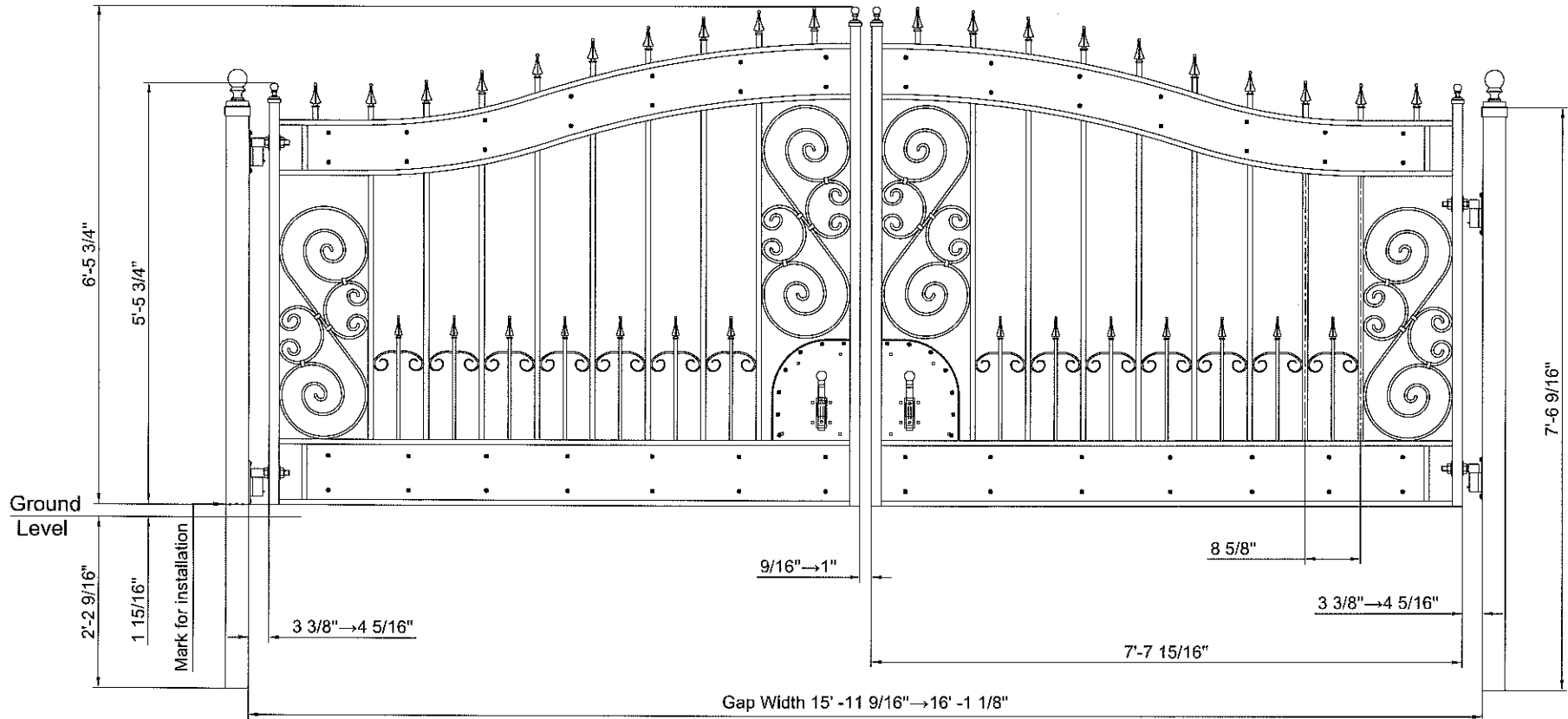
- FULLY HOT DIP GALVANIZED ASTM A123/A 123M-08 (80→120 μm THK)
- POWDER COATING : BLACK / SMOOTH / MATTE 25+-5/RAL 9005 (60→80 μm THK)

**ACCESSORIES SUPPLIES WITH SET:**

- HINGES x 2 PAIR
- BALL TOP / SPEAR HEAD x 1 SET

**ACCESSORIES ORDER SEPARATELY IF REQUIRED:**

- POST OPTION #1- HINGE POST SET PCE : BALL TOP - 5"x5" x7'6" Long x 2
- POST OPTION #2- HINGE POST SET PCE : BALL TOP - 3.5"x3.5" x7'6" Long x 2
- MANUALLY OPERATED KIT INCLUDES
  - LATCH x 1 SET
  - DROP BOLT x 1 SET



**GATES OF DISTINCTION**

Title : Bi-Parting Swing Driveway Gate SET Style : Royale  
16' Gap Width x 6'6" High

**SPECIFICATION:**

- VERTICAL FRAME : 1 1/2"x1 1/2" SQUARE TUBE
- HORIZONTAL FRAME : 1 1/2"x3/4" RECTANGULAR TUBE
- VERTICAL PICKETS : 3/4"x3/4" SQUARE TUBE
- DOG PICKETS : 1/2"x1/2" SQUARE TUBE
- DECORATION : 3/8"x3/8" SOLID BAR  
0.5"x0.2" FLAT BAR

**FINISH SPECIFICATION:**

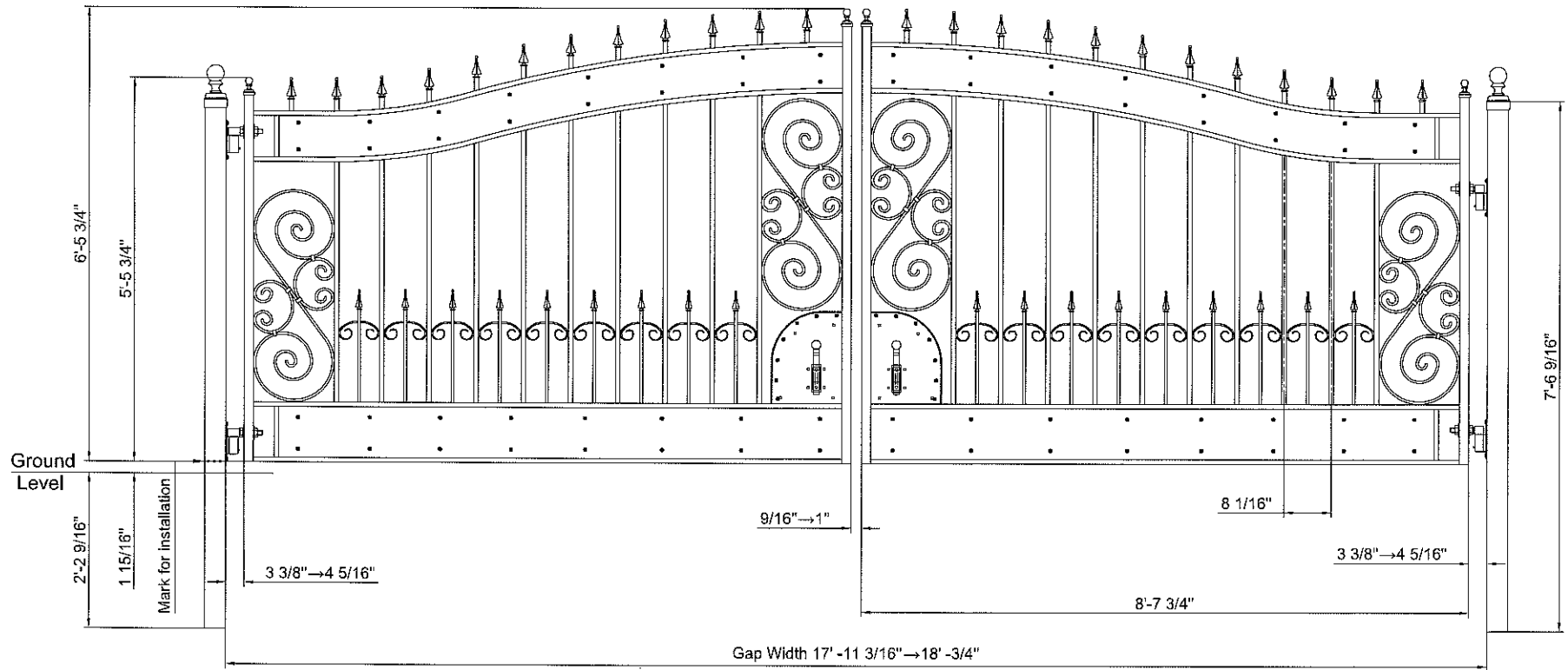
- FULLY HOT DIP GALVANIZED ASTM A123/A 123M-08 (80 → 120 μm THK)
- POWDER COATING : BLACK / SMOOTH / MATTE 25+-5/RAL 9005 (60 → 80 μm THK)

**ACCESSORIES SUPPLIES WITH SET:**

- HINGES x 2 PAIR
- BALL TOP / SPEAR HEAD x 1 SET

**ACCESSORIES ORDER SEPARATELY IF REQUIRED:**

- POST OPTION #1- HINGE POST SET PCE : BALL TOP - 5"x5" x7'6" Long x 2
- POST OPTION #2- HINGE POST SET PCE : BALL TOP - 3.5"x3.5" x7'6" Long x 2
- MANUALLY OPERATED KIT INCLUDES
  - LATCH x 1 SET
  - DROP BOLT x 1 SET



**GATES OF DISTINCTION**

Title : Bi-Parting Swing Driveway Gate SET Style : Royale  
18' Gap Width x 6'6" High

**SPECIFICATION:**

- VERTICAL FRAME : 1 1/2"x1 1/2" SQUARE TUBE
- HORIZONTAL FRAME : 1 1/2"x3/4" RECTANGULAR TUBE
- VERTICAL PICKETS : 3/4"x3/4" SQUARE TUBE

**FINISH SPECIFICATION:**

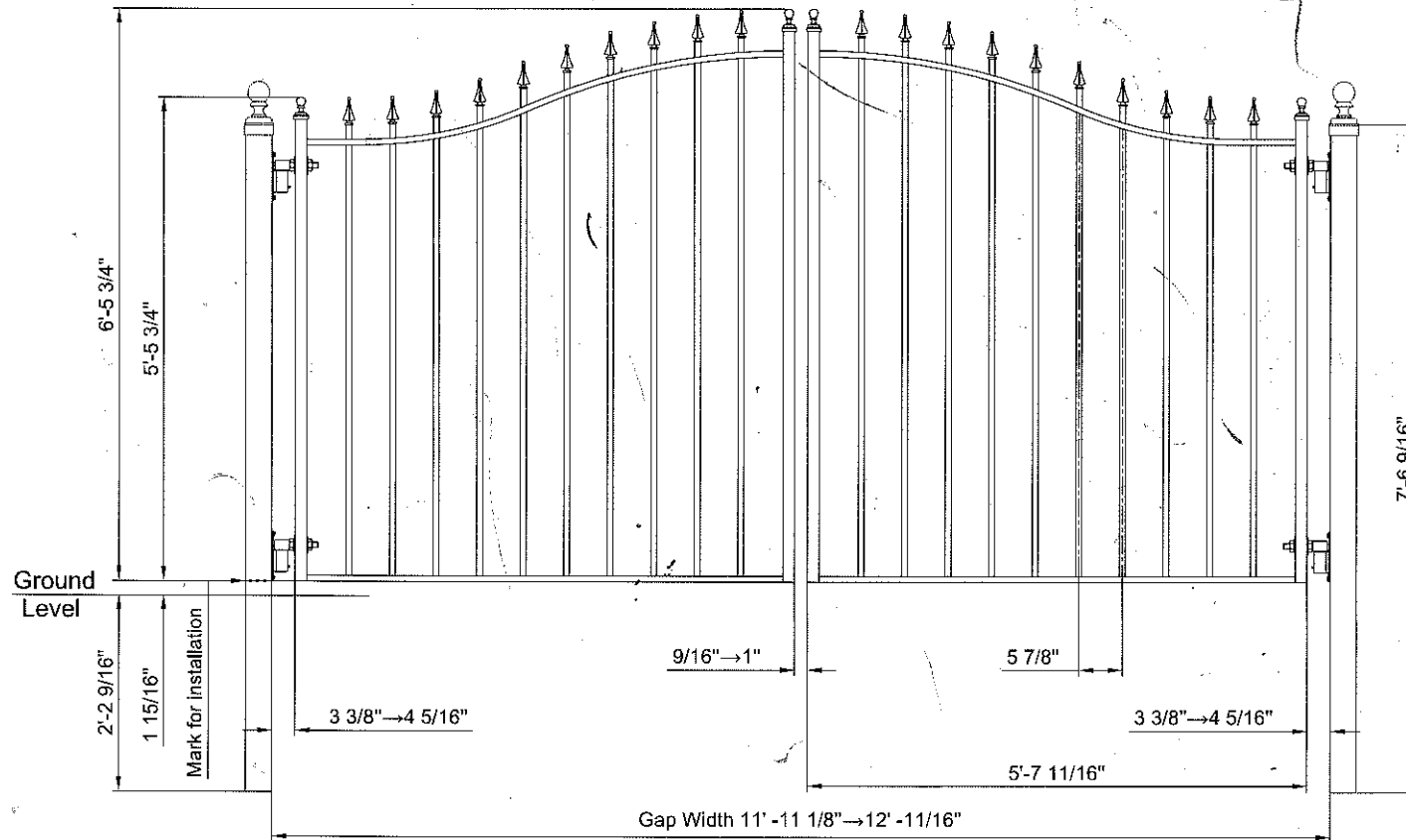
- FULLY HOT DIP GALVANIZED ASTM A123/A 123M-08 (80→120 μm THK)
- POWDER COATING : BLACK / SMOOTH / MATTE 25+5/RAL 9005 (60→80 μm THK)

**ACCESSORIES SUPPLIES WITH SET:**

- HINGES x 2 PAIR
- BALL TOP / SPEAR HEAD x 1 SET

**ACCESSORIES ORDER SEPARATELY IF REQUIRED:**

- POST OPTION #1- HINGE POST SET PCE : BALL TOP - 5"x5" x7'6" Long x 2
- POST OPTION #2- HINGE POST SET PCE : BALL TOP - 3.5"x3.5" x7'6" Long x 2
- MANUALLY OPERATED KIT INCLUDES
  - LATCH x 1 SET
  - DROP BOLT x 1 SET



**GATES OF DISTINCTION**

Title : Bi-Parting Swing Driveway Gate SET Style : Archer  
12' Gap Width x 6'6" High

**SPECIFICATION:**

- VERTICAL FRAME : 1 1/2"x1 1/2" SQUARE TUBE
- HORIZONTAL FRAME : 1 1/2"x3/4" RECTANGULAR TUBE
- VERTICAL PICKETS : 3/4"x3/4" SQUARE TUBE

**FINISH SPECIFICATION:**

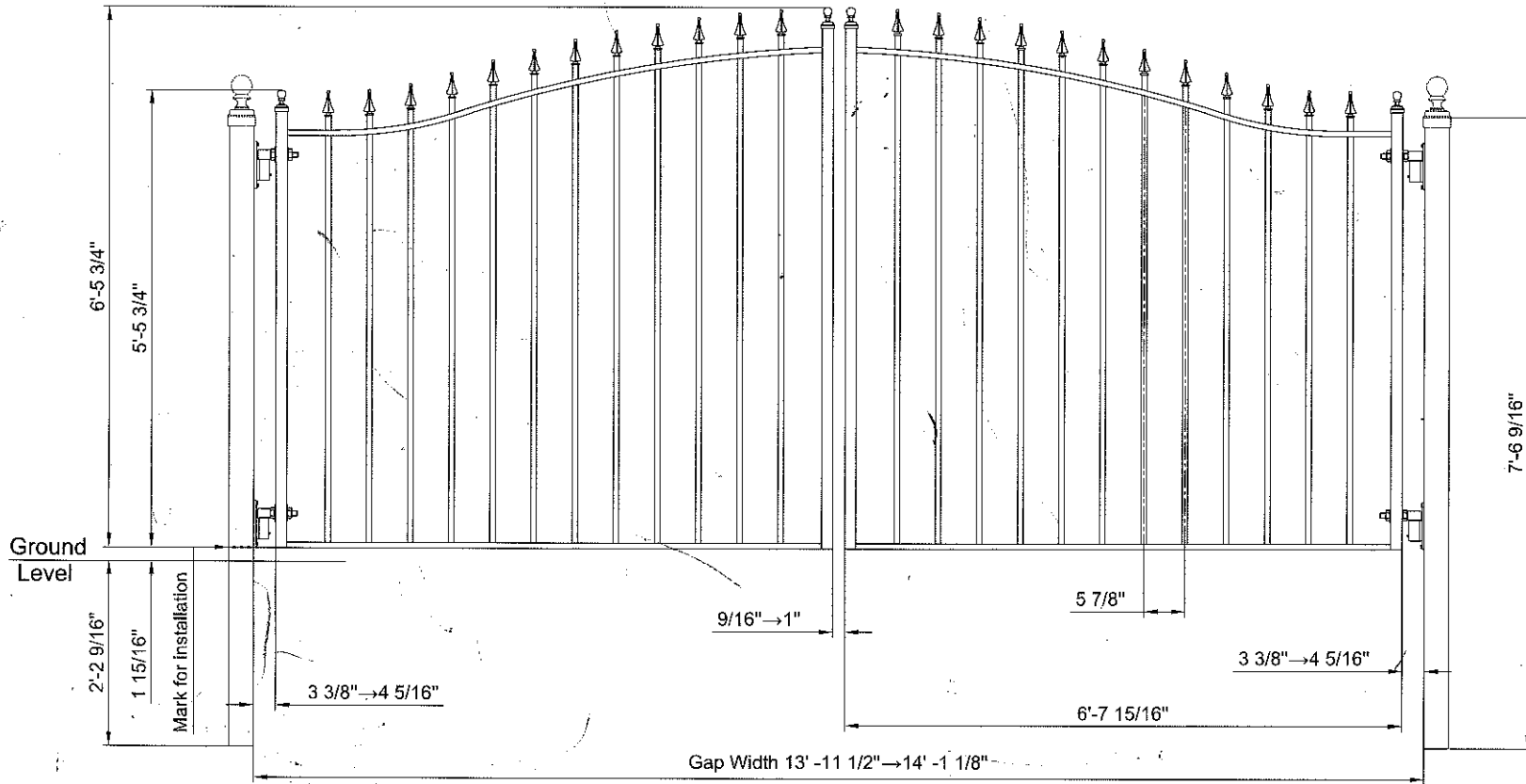
- FULLY HOT DIP GALVANIZED ASTM A123/A 123M-08 (80→120 μm THK)
- POWDER COATING : BLACK / SMOOTH / MATTE 25+-5/RAL 9005 (60→80 μm THK)

**ACCESSORIES SUPPLIES WITH SET:**

- HINGES x 2 PAIR
- BALL TOP / SPEAR HEAD x 1 SET

**ACCESSORIES ORDER SEPARATELY IF REQUIRED:**

- POST OPTION #1- HINGE POST SET PCE : BALL TOP - 5"x5" x7'6" Long x 2
- POST OPTION #2- HINGE POST SET PCE : BALL TOP - 3.5"x3.5" x7'6" Long x 2
- MANUALLY OPERATED KIT INCLUDES
  - LATCH x 1 SET
  - DROP BOLT x 1 SET



**GATES OF DISTINCTION**

Title : Bi-Parting Swing Driveway Gate SET Style : Archer  
14' Gap Width x 6'6" High